

The Florida Legislature

Fiscal Analysis in Brief



2019 Legislative Session

**General Appropriations Act
Chapter 2019-115, Laws of Florida
Adjusted for Vetoes and Supplementals**

FISCAL ANALYSIS IN BRIEF

For Fiscal Year 2019-20

The Fiscal Analysis in Brief is an annual report prepared by the Florida Legislature to summarize fiscal and budgetary information affecting the 2019-20 fiscal year.

The document contains graphical depictions and detailed listings of appropriations, fund sources, nonrecurring issues, vetoed items, financial outlooks, and legislation affecting revenues.

It also includes the Truth in Bonding Statement used to support the General Appropriations Act. The document reflects appropriated funds only and does not include local revenue for educational entities such as local property tax revenues and student fees.

Various sources were used to prepare this document. Among the most important were data from the Legislative Appropriations System/Planning and Budgeting Subsystem (LAS/PBS), multiple consensus estimating conferences, the General Appropriations Act and other fiscal-related legislation, the Governor's Veto Message, and explanatory information used during the appropriations process.

Published July 2019

TABLE OF CONTENTS

Overview and Summaries

	Page
Chart 1 - Appropriations by Fund Source	1
Chart 2 - Appropriations by Program Area (Sections of the Appropriations Bill)	2
Chart 3 - Appropriations by Expenditure Type	3
Chart 4 and Chart 5 - Appropriations History: Combined Total, Percent, and Appropriation Levels	4
Chart 6 - Total Appropriations By Program Area, By Fund Source	5
Chart 7 - General Revenue Appropriations by Program Area	6
Chart 8 - Summary of Appropriations	7
Appropriations by Detail Fund	8
Nonrecurring Appropriations Adjusted for Vetoes and Supplemental Appropriations	12
Vetoed Appropriations	26

Revenue Sources and Financial Outlooks

Chart 9 - Projected Recurring General Revenue Sources	32
General Revenue Fund - Consensus Revenue Estimating Conference Retrospect, FY 2016-17 and 2017-18	33
General Revenue Fund Financial Outlook Statement, FY 2018-19 through FY 2023-24	34
Florida Tobacco Settlement Trust Fund - Consensus Revenue Estimating Conference Retrospect, FY 2016-17 and 2017-18	37
Florida Tobacco Settlement Trust Fund Financial Outlook Statement, FY 2018-19 through FY 2023-24	38
Educational Enhancement Trust Fund - Consensus Revenue Estimating Conference Retrospect, FY 2016-17 and 2017-18	40
Educational Enhancement Trust Fund Financial Outlook Statement, FY 2018-19 through FY 2023-24	41
State School Trust Fund - Consensus Revenue Estimating Conference Retrospect, FY 2016-17 and 2017-18	43
State School Trust Fund Financial Outlook Statement, FY 2018-19 through FY 2023-24	44

Other Related Information

Measures Affecting Revenue and Tax Administration	46
Bills With Supplemental Appropriations	48
Truth in Bonding Statement FY 2019-20	49

Chart 1
Senate Bill 2500, Chapter 2019-115, Laws of Florida
Appropriations by Fund Source for Fiscal Year 2019-20
Adjusted for Vetoes, Supplementals
(Dollars in Millions)

Funding Source	Dollars	Percent
General Revenue	33,942.1	37.3%
Other Trust Funds (Federal)	32,865.6	36.1%
State Trust Funds		
Tobacco Settlement Trust Fund	341.2	0.4%
Education Enhancement Trust Fund	2,086.6	2.3%
Other Trust Funds (State)	21,752.0	23.9%
Total State Trust Funds	24,179.8	26.6%
Total	90,987.5	100.0%

Note: Subtotals and totals may not add due to rounding.

APPROPRIATIONS BY FUND SOURCE

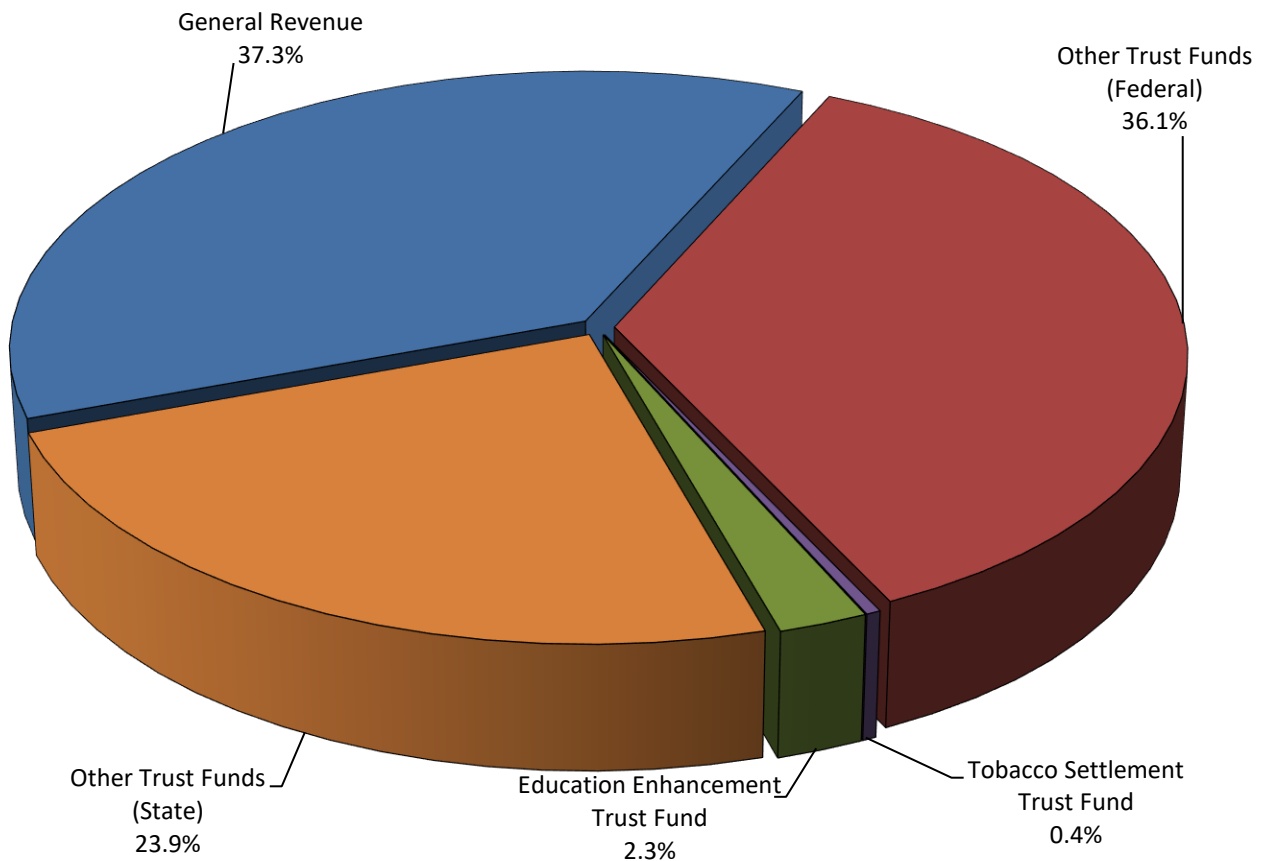


Chart 2
Senate Bill 2500, Chapter 2019-115, Laws of Florida
Appropriations by Program Area for Fiscal Year 2019-20
Adjusted for Vetoes, Supplementals
(Dollars in Millions)

Program Area (Section of General Appropriations Act)	Dollars	Percent
Education	26,016.2	28.6%
Human Services	37,658.3	41.4%
Judicial Branch	554.7	0.6%
Criminal Justice and Corrections	4,860.6	5.3%
Natural Resources/ Environment/ Growth Management/ Transportation	14,731.2	16.2%
General Government	7,166.5	7.9%
Total	90,987.5	100.0%

Note: Subtotals and totals may not add due to rounding.

APPROPRIATIONS BY PROGRAM AREA

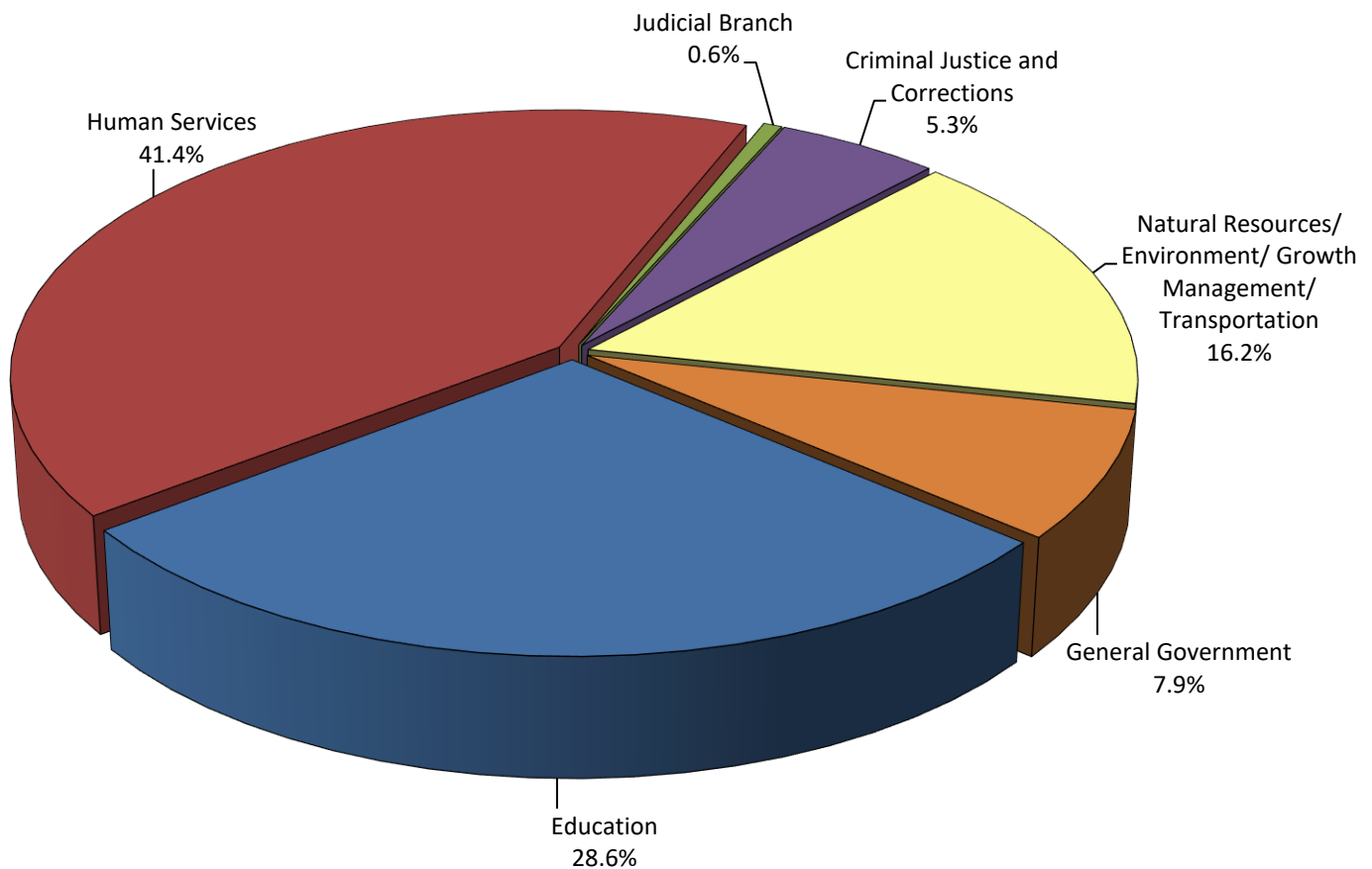
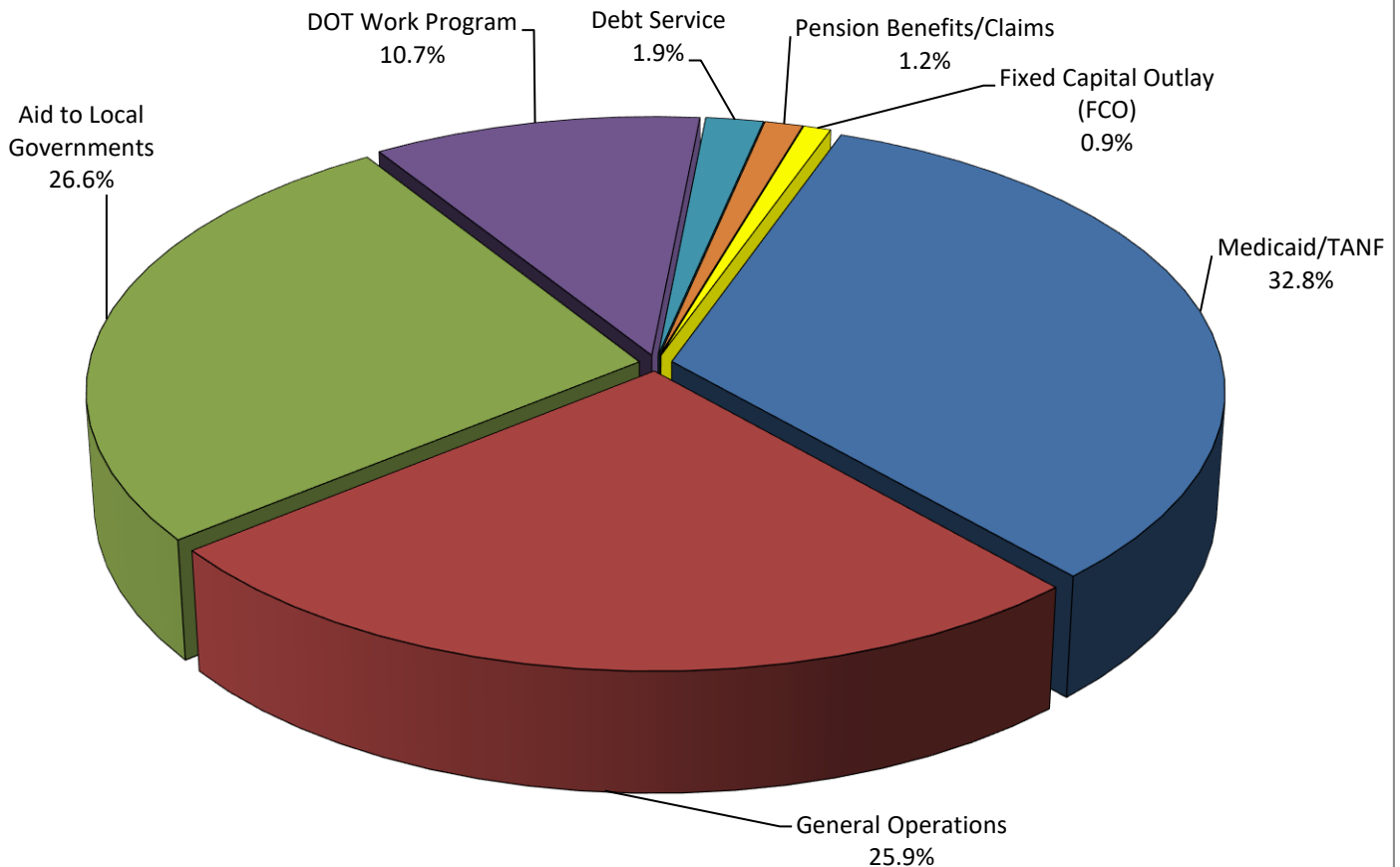


Chart 3
Senate Bill 2500, Chapter 2019-115, Laws of Florida
Appropriations by Expenditure Type for Fiscal Year 2019-20
Adjusted for Vetoes, Supplementals
(Dollars in Millions)

Expenditure Type	Dollars	Percent
Medicaid/TANF	29,827.7	32.8%
General Operations	23,576.7	25.9%
Aid to Local Governments	24,221.8	26.6%
DOT Work Program	9,707.1	10.7%
Debt Service	1,706.7	1.9%
Pension Benefits/Claims	1,131.5	1.2%
Fixed Capital Outlay (FCO)	816.0	0.9%
Total	90,987.5	100.0%

Note: Subtotals and totals may not add due to rounding.

APPROPRIATIONS BY EXPENDITURE TYPE TOTAL FUNDS



Charts 4 and 5
Senate Bill 2500, Chapter 2019-115, Laws of Florida
Appropriations History
Adjusted for Vetoes and Supplementals
(Dollars in Millions)

Chart 4

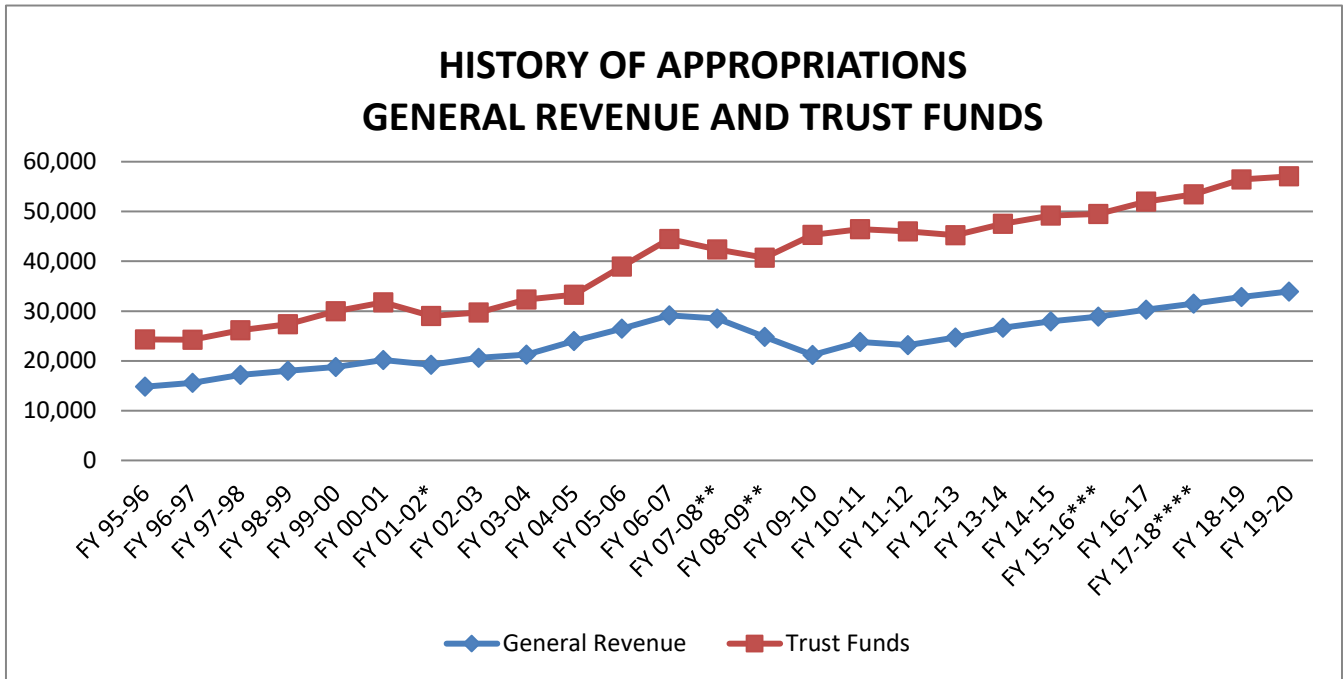
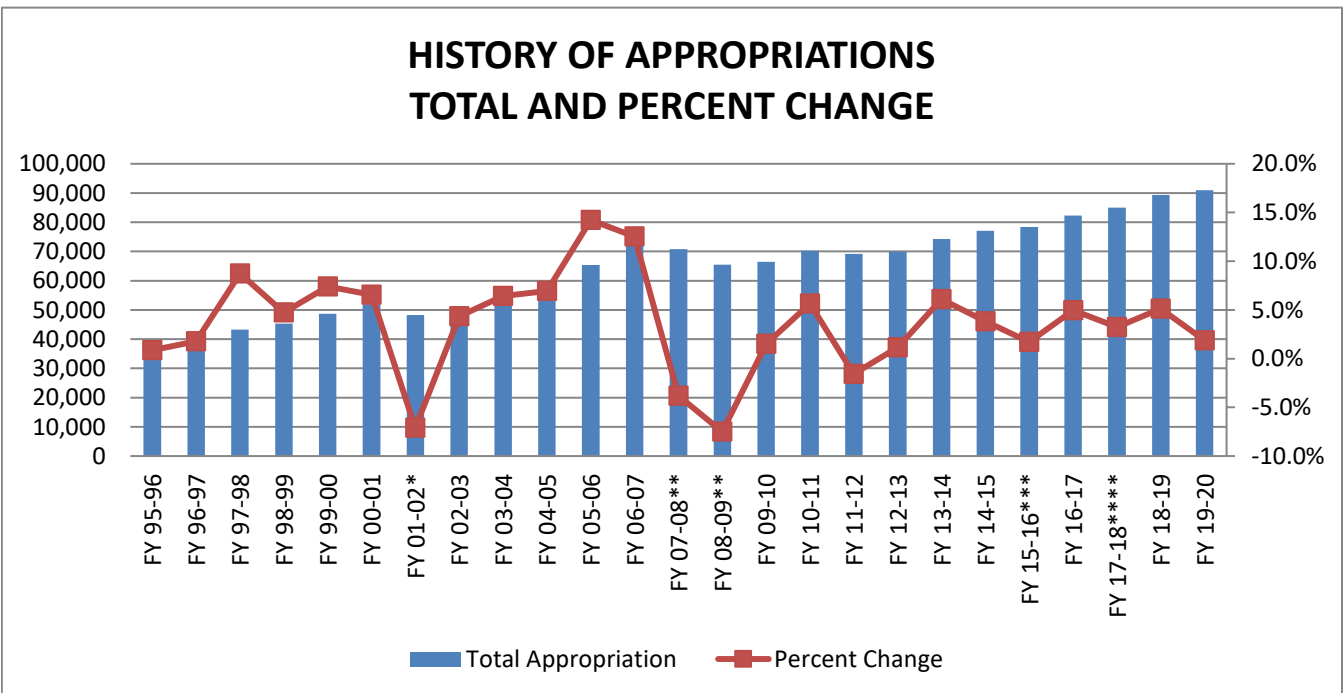


Chart 5



* Fiscal Year 2001-02 Adjusted for December Special Session. Also in Fiscal Year 2001-02, \$6,367.9 million in statutory appropriations were removed from the operating budget.

** Fiscal Years 2007-08 and 2008-09 reflect appropriations after Special Sessions.

*** The Appropriations Total has been adjusted for Fiscal Year 2015-16 actions passed in both the 2015 Special and Regular Sessions and Special Session A. The General Appropriations Act was passed in Special Session A.

**** The Appropriations Total has been adjusted for Fiscal Year 2017-18 actions passed in the Regular Session and Special Session A.

Chart 6
Senate Bill 2500, Chapter 2019-115, Laws of Florida
Appropriations by Program Area by Fund Source for Fiscal Year 2019-20
Adjusted for Vetoes and Supplementals
(Dollars in Millions)

Program Area (Section of General Appropriations Act)	General Revenue	Education Enhancement Trust Fund	Tobacco Settlement Trust Fund	Other State Trust Funds	Federal Trust Funds	All Funds
Education	17,505.7	2,086.6	-	3,516.2	2,907.7	26,016.2
Human Services	10,195.9		341.2	5,597.9	21,523.3	37,658.3
Judicial Branch	459.7	-	-	86.0	9.0	554.7
Criminal Justice and Corrections	4,087.4	-	-	459.1	314.1	4,860.6
Natural Resources/ Environment/ Growth Management/ Transportation	531.0	-	-	9,351.4	4,848.8	14,731.2
General Government	1,162.4	-	-	2,741.4	3,262.7	7,166.5
Total	33,942.1	2,086.6	341.2	21,752.0	32,865.6	90,987.5

Note: Subtotals and totals may not add due to rounding.

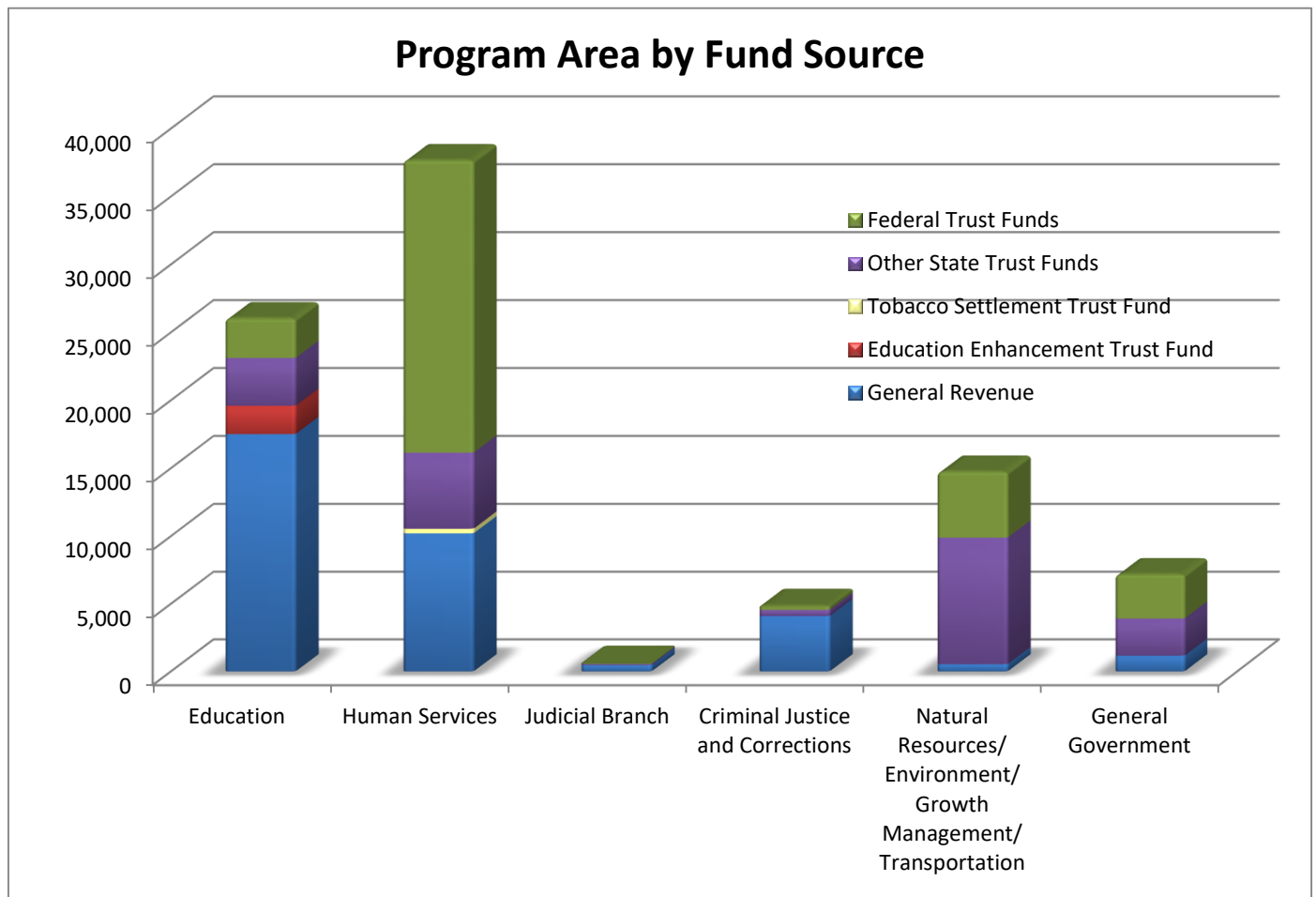


Chart 7
Senate Bill 2500, Chapter 2019-115, Laws of Florida
General Revenue Appropriations by Program Area for Fiscal Year 2019-20
Adjusted for Vetoes and Supplementals
(Dollars in Millions)

Program Area (Section of General Appropriations Act)	Dollars	Percent
Education	17,505.7	51.6%
Human Services	10,195.9	30.0%
Judicial Branch	459.7	1.4%
Criminal Justice and Corrections	4,087.4	12.0%
Natural Resources/ Environment/ Growth Management/ Transportation	531.0	1.6%
General Government	1,162.4	3.4%
Total	33,942.1	100.0%

Note: Subtotals and totals may not add due to rounding.

GENERAL REVENUE APPROPRIATIONS BY PROGRAM AREA

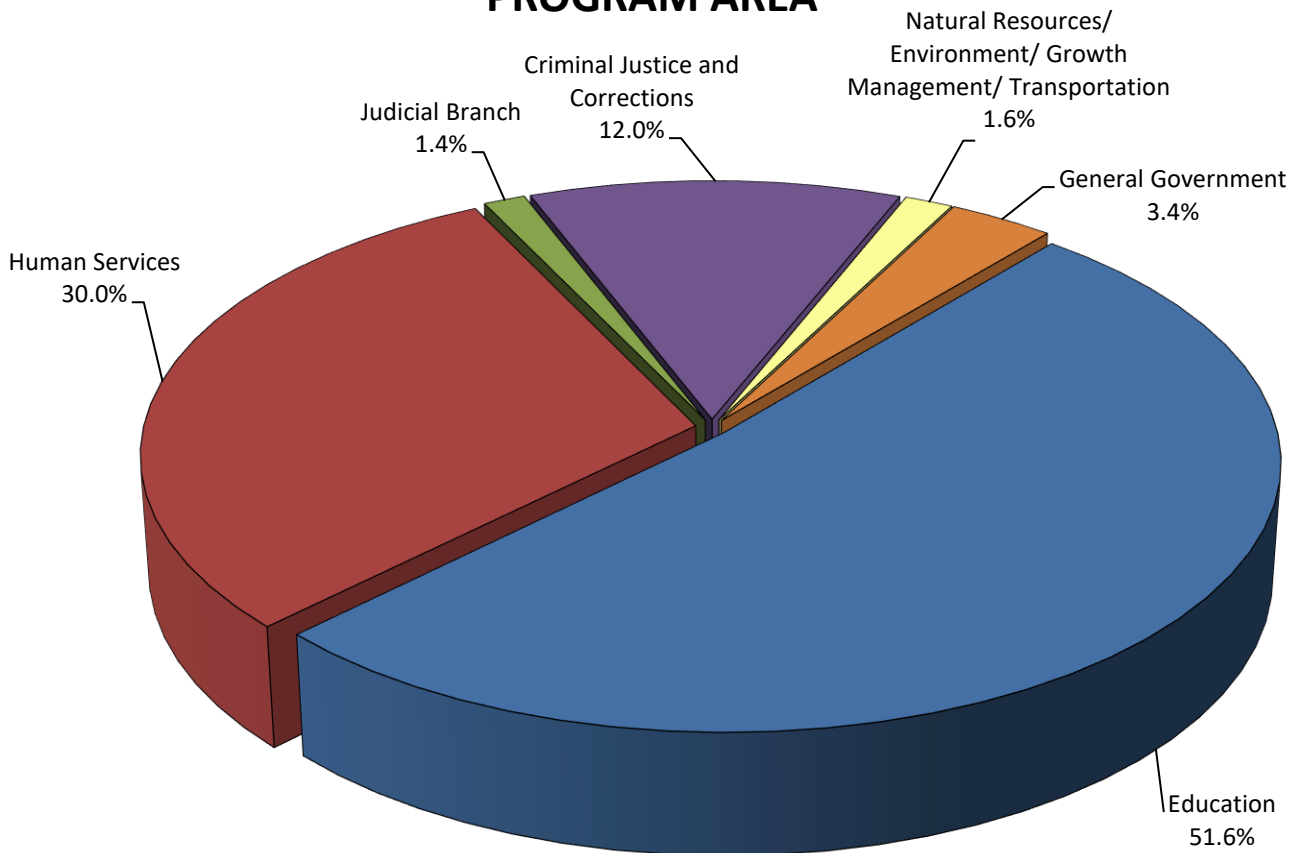


Chart 8
Summary of Fiscal Year 2019-20 Appropriations
Senate Bill 2500, Chapter 2019-115, Laws of Florida
and Other Legislative Actions
(Dollars in Millions)

	Fund Source						
LEGISLATION - Bill Number (Laws of Florida Number)	General Revenue	Education Enhancement Trust Fund	PECO Trust Fund	Tobacco Settlement Trust Fund	Other State Trust Funds	Federal Trust Funds	All Funds
I. Conference Report on SB 2500, General Appropriations Act for FY 2019-20 (Chapter 2019-115, L.O.F.)							
Sections 1-7	34,024.0	2,086.6	1,131.5	341.2	20,655.5	32,867.6	91,106.4
Sections 8 - 102							-
Less Vetoed Items*	(87.1)		(1.0)		(35.3)	(2.0)	(125.4)
Less Failed Contingencies							-
Net 2019-20 Appropriations in the General Appropriations Act	33,936.9	2,086.6	1,130.5	341.2	20,620.3	32,865.6	90,981.0
II. Fiscal Year 2019-20 Supplemental Appropriations - Regular Session	5.2				1.3		6.5
Less Vetoed Appropriations in Supplemental Bills							-
Less Failed Contingencies							-
SUBTOTAL	33,942.1	2,086.6	1,130.5	341.2	20,621.5	32,865.6	90,987.5
III. Other 2019-20 Appropriations and Transfers							
Transfer to the Budget Stabilization Fund (Section 100)	91.2						91.2
Total Effective 2019-20 Appropriations as Adjusted	34,033.3	2,086.6	1,130.5	341.2	20,621.5	32,865.6	91,078.7

* Vetoes of items in Sections 1-7. Vetoes of items not considered appropriations will not be included in the Less Vetoed Items totals above, and therefore may not match the veto totals contained on the Vetoed Appropriations list on pages 26-31.

Note: Subtotals and totals may not add due to rounding.

**Fiscal Year 2019-20 Appropriations by Detail Fund
Adjusted for Vetoes and Supplementals**

	Fund Title	Fund #	State Dollars	Federal Dollars	Total Dollars
1	ADMINISTRATIVE TRUST FUND	2021	208,239,225	128,992,853	337,232,078
2	AG EMERGENCY ERAD TF	2360	26,254,249		26,254,249
3	AIR POLLUTION CONTROL TF	2035	23,627,674	1,899,009	25,526,683
4	ALCOHOL/DRUGABU/MEN HLH TF	2027		155,339,968	155,339,968
5	ALCOHOLIC,BEV,TOBACCO TF	2022	28,788,485		28,788,485
6	ANTI-FRAUD TRUST FUND	2038	200,000		200,000
7	ARCHITECTS INCIDENTAL TF	2033	1,075,908		1,075,908
8	BIOMEDICAL RESEARCH TF	2245	41,730,790		41,730,790
9	BRAIN & SPINAL CORD INJ/TF	2390	12,730,441	335,257	13,065,698
10	CAMP BLANDING MANAGEMNT TF	2069	3,031,713		3,031,713
11	CAP IMPROVEMENTS FEE TF	2071	58,398,093		58,398,093
12	CAPITAL COLLATERAL REG TF	2073	243,338	769,857	1,013,195
13	CERTIFICATION PROGRAM TF	2092	1,381,316		1,381,316
14	CHILD CARE/DEV BLK GRNT TF	2098		549,875,678	549,875,678
15	CHILD SUPPORT INCENTIVE TF	2075		35,532,300	35,532,300
16	CHILD SUPPORT TRUST FUND	2084	8,697,320	17,732,836	26,430,156
17	CHILD WELFARE TRAINING TF	2083	2,173,055		2,173,055
18	CITRUS ADVERTISING TF	2090	16,256,698	5,000,000	21,256,698
19	CITRUS INSPECTION TF	2093	9,072,998		9,072,998
20	CIVIL RICO TRUST FUND	2095	200,020		200,020
21	CLERKS OF THE COURT TF	2588	40,902,734		40,902,734
22	COASTAL PROTECTION TF	2099	14,477,538		14,477,538
23	COMMUNICATIONS WKG CAP TF	2105	124,264,848		124,264,848
24	CORRECTION WORK PROGRAM TF	2151	30,873,500		30,873,500
25	COUNTY HEALTH DEPT TF	2141	660,349,092	165,302,566	825,651,658
26	COURT EDUCATION TRUST FUND	2146	3,469,038		3,469,038
27	COURT/CSE COLL SYS TF	2115	858,628		858,628
28	CRIM JUST STAND & TRAIN TF	2148	15,814,275		15,814,275
29	CRIME STOPPERS TF	2202	4,726,654		4,726,654
30	CRIMES COMPENSATION TF	2149	25,431,476		25,431,476
31	CSE APP FEE & PROG REV TF	2104	2,743,241		2,743,241
32	DIV OF LICENSING TF	2163	36,162,911		36,162,911
33	DIV UNIV FAC CONST ADM TF	2222	6,461,136		6,461,136
34	DOMESTIC VIOLENCE TF	2157	7,979,033		7,979,033
35	DONATIONS TRUST FUND	2168	43,639,477	121,832,799	165,472,276
36	DRINKING WATER REV LOAN TF	2044		114,457,958	114,457,958
37	ECONOMIC DEVELOPMENT TF	2177	5,510,000		5,510,000
38	ED CERTIFICATION/SVC TF	2176	8,991,261		8,991,261
39	ED MEDIA & TECHNOLOGY TF	2183	133,426		133,426
40	ED/GEN STUD & OTHR FEES TF	2164	1,957,486,926		1,957,486,926
41	EDUCATIONAL ENHANCEMENT TF	2178	2,086,590,118		2,086,590,118
42	ELECTIONS COMMISSION TF	2511	1,575,224		1,575,224
43	EMER MGMG PREP/ASST TF	2191	18,342,969		18,342,969
44	EMERGENCY MED SVC TF	2192	22,555,047		22,555,047
45	EMPLOYMENT SECURITY ADM TF	2195		374,907,860	374,907,860
46	EPILEPSY SERVICES TF	2197	811,027		811,027
47	EXEC BR LOBBY REGIS TF	2203	229,831		229,831
48	FED LAW ENFORCEMENT TF	2719	900,000	3,137,830	4,037,830
49	FEDERAL GRANTS TRUST FUND	2261	12,239,936	5,466,550,582	5,478,790,518
50	FEDERAL REHABILITATION TF	2270	69,408	221,476,287	221,545,695

**Fiscal Year 2019-20 Appropriations by Detail Fund
Adjusted for Vetoes and Supplementals**

	Fund Title	Fund #	State Dollars	Federal Dollars	Total Dollars
51	FINANCIAL INST REG TF	2275	12,133,958		12,133,958
52	FL AGRIC PROM CAMPAIGN TF	2920	312,314		312,314
53	FL CONDO/TIMESHARE/MH TF	2289	7,830,522		7,830,522
54	FL FACILITIES POOL CLR TF	2313	22,939,269		22,939,269
55	FL INTER TRADE & PROM TF	2338	6,767,095		6,767,095
56	FL CRIME PREV TR IN REV TF	2302	745,510		745,510
57	FL PANTHER RESCH & MAN TF	2299	967,897		967,897
58	FLORIDA FOREVER TF	2348	33,000,000		33,000,000
59	FOOD & NUTRITION SVCS TF	2315	1,367,252	1,271,874,649	1,273,241,901
60	FORFEIT/INVES SUPPORT TF	2316	4,513,081	789,463	5,302,544
61	GAS TAX COLLECTION TF	2319	7,241,939		7,241,939
62	GENERAL INSPECTION TF	2321	71,656,331	462,133	72,118,464
63	GRANTS AND DONATIONS TF	2339	2,785,596,271	912,006,046	3,697,602,317
64	HEALTH CARE TRUST FUND	2003	777,672,970	46,646,935	824,319,905
65	HIGHWAY SAFETY OPER TF	2009	478,550,842	10,584,811	489,135,653
66	HOTEL AND RESTAURANT TF	2375	23,800,098		23,800,098
67	INCIDENTAL TRUST FUND	2381	14,613,681		14,613,681
68	INDIGENT CIVIL DEFENSE TF	2976	310,980		310,980
69	INDIGENT CRIM DEFENSE TF	2974	25,957,198		25,957,198
70	INLAND PROTECTION TF	2212	155,353,148		155,353,148
71	INSTITUTE ASSESSMENT TF	2380	4,229,557		4,229,557
72	INSURANCE REG TF	2393	136,149,307		136,149,307
73	INTERNAL IMPROVEMENT TF	2408	39,292,772		39,292,772
74	INVASIVE PLANT CONTROL TF	2030	7,105,889		7,105,889
75	JUV CRIME PREV/ERLY INT TF	2415	1,262,903		1,262,903
76	JUVENILE JUSTICE TRNG TF	2417	1,750,753		1,750,753
77	L/G HF-CT SALES TAX CL TF	2455	24,800,000		24,800,000
78	LAND ACQUISITION TF	2423	885,755,913		885,755,913
79	LAW ENFORCEMENT RADIO TF	2432	27,096,796		27,096,796
80	LAW ENFORCEMENT TF	2434	434,656		434,656
81	LEGAL AFFAIRS REVOLVING TF	2439	16,606,116		16,606,116
82	LEGAL SERVICES TRUST FUND	2438	31,884,931		31,884,931
83	LEGIS LOBBYIST REGIS TF	2442	303,434		303,434
84	LOCAL GOV HOUSING TF	2250	111,560,000		111,560,000
85	MARINE RESOURCES CONSV TF	2467	74,459,534	1,915,785	76,375,319
86	MARKET IMP WKG CAP TF	2473	4,374,400		4,374,400
87	MAT/CH HLTH BLOCK GRANT TF	2475		20,940,088	20,940,088
88	MEDICAL CARE TRUST FUND	2474	574,154,035	16,634,599,876	17,208,753,911
89	MEDICAL QLTY ASSURANCE TF	2352	62,085,557	252,525	62,338,082
90	MINERALS TRUST FUND	2499	1,890,045		1,890,045
91	MOTOR VEHICLE WARRANTY TF	2492	2,371,753		2,371,753
92	NON-GAME WILDLIFE TF	2504	9,397,896		9,397,896
93	NON-MANDATORY LAND RECL TF	2506	2,112,318		2,112,318
94	NURS STDNT LOAN FORGIVE TF	2505	1,389,273		1,389,273
95	OPERATING TRUST FUND	2510	442,836,729	1,571,362	444,408,091
96	OPERATIONS AND MAINT TF	2516	115,628,614	905,932,547	1,021,561,161
97	OPTIONAL RETIREMENT PRG TF	2517	271,082		271,082
98	PARI-MUTUEL WAGERING TF	2520	14,602,402		14,602,402
99	PERC TRUST FUND	2558	1,782,934		1,782,934
100	PERMIT FEE TRUST FUND	2526	12,698,170		12,698,170

**Fiscal Year 2019-20 Appropriations by Detail Fund
Adjusted for Vetoes and Supplementals**

	Fund Title	Fund #	State Dollars	Federal Dollars	Total Dollars
101	PEST CONTROL TRUST FUND	2528	4,136,162		4,136,162
102	PHOSPHATE RESEARCH TF	2530	5,150,714		5,150,714
103	PLAN AND BUDGET SYSTEM TF	2535	6,006,134		6,006,134
104	PLANNING AND EVALUATION TF	2531	36,236,027	8,960,909	45,196,936
105	PLANT INDUSTRY TF	2507	4,296,211		4,296,211
106	POL/FIREMEN PREMIUM TAX TF	2532	1,147,337		1,147,337
107	PRETAX BENEFITS TRUST FUND	2570	827,785		827,785
108	PREVENT HLTH SVCS BL GR TF	2539		1,934,436	1,934,436
109	PRISON INDUSTRIES TF	2385	1,250,000		1,250,000
110	PRIVATE INMATE WELFARE TF	2623	2,093,348		2,093,348
111	PROFESSIONAL REGULATION TF	2547	41,578,829		41,578,829
112	PROFESSIONAL SPORTS DEV TF	2551	3,000,000		3,000,000
113	PUB MEDICAL ASST TF	2565	796,129,995		796,129,995
114	PUBLIC ED CO&DS TRUST FUND	2555	1,130,466,109		1,130,466,109
115	QUALITY LONG-TERM CARE TF	2126		1,000,000	1,000,000
116	R-O-W ACQ/BRIDGE CONST TF	2586	672,371,333		672,371,333
117	RADIATION PROTECTION TF	2569	8,966,870	498,492	9,465,362
118	RAPE CRISIS PROGRAM TF	2089	1,734,339		1,734,339
119	RECORDS MANAGEMENT TF	2572	1,920,945		1,920,945
120	REFUGEE ASSISTANCE TF	2579		3,860,639	3,860,639
121	REGULATORY TRUST FUND	2573	47,227,262		47,227,262
122	RET HLTH INS SUBSIDY TF	2583	195,934		195,934
123	REVOLVING TRUST FUND	2600	2,346,000	3,696,291	6,042,291
124	SALE/GOODS & SERVICES TF	2606	1,858,507		1,858,507
125	SALTWTR PRODUCTS PROM TF	2609	1,278,416		1,278,416
126	SAVE OUR EVERGLADES TF	2221	4,000,000		4,000,000
127	SAVE THE MANATEE TF	2611	3,248,110		3,248,110
128	SCH/DIS & CC/DIS CO&DS TF	2612	126,814,527		126,814,527
129	SEED TRUST FUND	2041	77,758,657		77,758,657
130	SHARED CO/STATE JUV DET TF	2685	57,179,657		57,179,657
131	SOCIAL SVCS BLK GRT TF	2639	292,400	176,491,488	176,783,888
132	SOLID WASTE MGMT TF	2644	21,433,609		21,433,609
133	SPEC EMPLOYMNT SECU ADM TF	2648	8,414,164		8,414,164
134	ST ST FIN ASSIST TF	2240	234,500		234,500
135	ST TRANSPORT (PRIMARY) TF	2540	6,012,989,495	3,087,760,119	9,100,749,614
136	STATE ATTNYS REVENUE TF	2058	48,799,332		48,799,332
137	STATE COURTS REVENUE TF	2057	78,265,360		78,265,360
138	STATE EMPLOYEES DIS INS TF	2671	32,389		32,389
139	STATE EMPLOY HEALTH INS TF	2668	71,682,431		71,682,431
140	STATE EMPLOY LIFE INS TF	2667	24,864		24,864
141	STATE GAME TRUST FUND	2672	31,769,706		31,769,706
142	STATE HOUSING TF	2255	81,040,000		81,040,000
143	STATE PARK TRUST FUND	2675	53,721,003		53,721,003
144	STATE PERSONNEL SYSTEM TF	2678	35,457,223		35,457,223
145	STATE RISK MGMT TF	2078	74,995,786		74,995,786
146	STATE SCHOOL TF	2543	174,500,000		174,500,000
147	STUDENT LOAN OPERATING TF	2397		11,832,061	11,832,061
148	SUPERVISION TRUST FUND	2696	73,646,387		73,646,387
149	SURPLUS PROPERTY REVOLV TF	2699	378,239		378,239
150	TEACHER CERT EXAM TF	2727	18,676,762		18,676,762

**Fiscal Year 2019-20 Appropriations by Detail Fund
Adjusted for Vetoes and Supplementals**

	Fund Title	Fund #	State Dollars	Federal Dollars	Total Dollars
151	TOBACCO SETTLEMENT TF	2122	341,199,363		341,199,363
152	TOURISM PROMOTIONAL TF	2722	24,678,463		24,678,463
153	TRANSPORT DISADVANTAGED TF	2731	57,607,830		57,607,830
154	TREASURY ADM/INVEST TF	2725	7,811,599		7,811,599
155	TRUST FUNDS	2732	68,695,816		68,695,816
156	TURNPIKE GEN RESERVE TF	2326	789,863,942		789,863,942
157	TURNPIKE RENEW/REPLACE TF	2324	154,776,705		154,776,705
158	U.S. CONTRIBUTIONS TF	2750		1,672,816,705	1,672,816,705
159	U.S. TRUST FUND	2738		156,710,712	156,710,712
160	UNCLAIMED PROPERTY TF	2007	5,639,391		5,639,391
161	VITICULTURE TRUST FUND	2773	709,580		709,580
162	WASTEWTR/STORMWTR REVOL TF	2661		169,413,455	169,413,455
163	WATER PROTECT/SUSTAIN TF	2603	1,000,000		1,000,000
164	WATER QUALITY ASSURANCE TF	2780	38,299,579		38,299,579
165	WELFARE TRANSITION TF	2401	236,206	399,890,199	400,126,405
166	WIRELESS COMM E911 TF	2344	130,024,692		130,024,692
167	WORKERS' COMP ADMIN TF	2795	29,446,306		29,446,306
168	WORKERS' COMP SPEC DISAB TF	2798	1,262,370		1,262,370
169	WORKING CAPITAL TRUST FUND	2792	87,631,940		87,631,940
170	TOTAL TRUST FUNDS		24,179,764,842	32,865,585,366	57,045,350,208
171					
172	GENERAL REVENUE FUND	1000	33,942,140,373		33,942,140,373
173					
174	GRAND TOTAL		58,121,905,215	32,865,585,366	90,987,490,581

**Fiscal Year 2019-20 Nonrecurring Appropriations
Adjusted For Vetoes And Supplementals**

Row#	Agency/Issue Title	General Revenue	State Trust Funds	Federal Trust Funds
1	ADMINISTERED FUNDS			
2	CASUALTY INSURANCE PREMIUM DEFICIT	21,040,446		
3	DOMESTIC SECURITY		33,891,715	
4	STATE MATCH FOR FEDERALLY DECLARED DISASTERS	270,959,554		
5	Total	292,000,000	33,891,715	0
6	AGENCY FOR HEALTH CARE ADMINISTRATION			
7	BACKGROUND SCREENING CLEARINGHOUSE		680,000	
8	BUREAU OF FINANCIAL SERVICES ENTERPRISE FINANCIAL SYSTEM		950,000	
9	CANCER CENTER MEDICAID PROSPECTIVE PAYMENT EXEMPTION		31,515,946	49,962,716
10	ELECTRONIC VISIT VERIFICATION - BEHAVIOR ANALYSIS		600,000	600,000
11	FLORIDA MEDICAID MANAGEMENT INFORMATION SYSTEM (FMMIS)		3,577,986	30,449,983
12	NURSING HOME REIMBURSEMENT RATE ADJUSTMENT		6,000,000	9,511,892
13	PEDIATRIC CARDIAC TECHNICAL ADVISORY PANEL		150,000	
14	REPLACEMENT OF FACILITIES DISCHARGE DATA COLLECTION SYSTEMS		638,234	
15	Total	0	44,112,166	90,524,591
16	AGENCY FOR PERSONS WITH DISABILITIES			
17	ARC JACKSONVILLE	300,000		
18	AREA STAGE COMPANY (ASC) DEVELOPMENTAL DISABILITIES THEATER PROGRAM FOR CHILDREN	250,000		
19	ASSOCIATION FOR THE DEVELOPMENT OF THE EXCEPTIONAL, INC. - CULINARY TRAINING & SENIOR SERV FOR PERSONS WITH DEVELOPMENTAL DISABILITIES	400,000		
20	CLUB CHALLENGE	295,143		
21	CONTRACTED SERVICES FOR DEVELOPMENTAL DISABILITIES CENTERS NURSES		320,329	497,671
22	DNA COMPREHENSIVE THERAPY SERVICES	1,000,000		
23	DOMAIN CONTROLLER SERVERS		59,520	36,480
24	EASTER SEALS - BREVARD COUNTY	150,000		
25	EASTERSEALS SOUTHWEST FLORIDA, INC.	743,000		
26	EMPLOYMENT AND INTERNSHIPS - INDIVIDUAL AND FAMILY SUPPORTS			900,000
27	EXPAND AUTISM ASSESSMENT AND DIAGNOSIS SERVICES - EASTER SEALS			100,000
28	FIBER OPTIC CABLING FOR THE DEVELOPMENTAL DISABILITIES DEFENDANT PROGRAM		292,400	
29	GATEWAY ARC RESIDENTIAL SUPPORT FOR JOB PLACEMENT	1,000,000		
30	GRANTS AND AIDS - FIXED CAPITAL OUTLAY	2,092,675		
31	ICONNECT SYSTEM	247,500		1,147,551
32	JEWISH ADOPTION AND FAMILY CARE OPTIONS (JAFCO) CHILDREN'S ABILITY CENTER	500,000		
33	MAINTENANCE AND REPAIR		1,200,000	
34	MONROE ASSOCIATION FOR REMARKABLE CITIZENS	100,000		
35	OPERATION GROW - SEMINOLE COUNTY WORK OPPORTUNITY PROGRAM	150,000		
36	OUR PRIDE ACADEMY, INC.	500,000		
37	QUESTIONNAIRE FOR SITUATIONAL INFORMATION VALIDITY AND RELIABILITY STUDY		86,000	86,000
38	Total	7,728,318	1,958,249	2,767,702
39	DEPARTMENT OF AGRICULTURE AND CONSUMER SERVICES			
40	ACQUISITION OF MOTOR VEHICLES			100,000
41	ADDITIONAL STAFF - DIVISION OF LICENSING		22,530	
42	AIRCRAFT ACQUISITION	4,980,000		
43	BRONSON ANIMAL DISEASE DIAGNOSTIC LABORATORY (BADDL)		3,389	
44	CITRUS CROP DECLINE SUPPLEMENTAL FUNDING	2,500,000		
45	CITRUS HEALTH RESPONSE PROGRAM		2,022,158	4,385,939

**Fiscal Year 2019-20 Nonrecurring Appropriations
Adjusted For Vetoes And Supplementals**

Row#	Agency/Issue Title	General Revenue	State Trust Funds	Federal Trust Funds
46	CITRUS RESEARCH		8,000,000	
47	CODE CORRECTIONS		700,000	
48	DIVISION OF FOOD, NUTRITION, AND WELLNESS USDA CHILD NUTRITION PROGRAM SPONSORS GROWTH AND EXPANSION SUPPORT			67,590
49	EMERGENCY FOOD DISTRIBUTION PROGRAM			5,538,855
50	ENVIRONMENTAL PROJECTS		4,000,000	
51	FAIR RIDE INSPECTIONS		48,722	
52	FARM SHARE PROGRAM	2,537,439		
53	FEEDING FLORIDA	1,537,439		
54	FLORIDA AGRICULTURE PROMOTION CAMPAIGN	500,000		
55	GIANT AFRICAN LAND SNAIL ERADICATION PROGRAM		325,048	954,622
56	GRANTS AND AIDS - FIXED CAPITAL OUTLAY			5,000,000
57	MAINTENANCE AND REPAIR	1,178,184	8,712,287	
58	OFFICE OF AGRICULTURAL WATER POLICY AGRICULTURAL WATER SUPPLY PLANNING AND CONSERVATION PROGRAM	1,500,000		
59	REPLACEMENT EQUIPMENT		6,582,000	
60	REPLACEMENT EQUIPMENT - BOATS, MOTORS, AND TRAILERS		77,000	
61	REPLACEMENT OF MOTOR VEHICLES		3,290,554	211,312
62	SPECIAL PURPOSE - FIXED CAPITAL OUTLAY	3,540,000	600,000	
63	TECHNOLOGY RESEARCH AND ADVISORY SERVICES		55,000	
64	TRANSFER GENERAL REVENUE FUNDING TO AGRICULTURAL EMERGENCY ERADICATION TRUST FUND	13,000,000		
65	Total	31,273,062	34,438,688	16,258,318
66	DEPARTMENT OF BUSINESS AND PROFESSIONAL REGULATION			
67	LAW ENFORCEMENT EQUIPMENT - UTILIZATION OF FORFEITURE FUNDS FROM FEDERAL LAW ENFORCEMENT TRUST FUND			43,710
68	LAW ENFORCEMENT TRAINING - UTILIZATION OF FORFEITURE FUNDS FROM FEDERAL LAW ENFORCEMENT TRUST FUND			121,750
69	RETENTION PLAN OF INSPECTORS TO INCREASE FOOD AND LODGING INSPECTIONS		75,100	
70	Total	0	75,100	165,460
71	DEPARTMENT OF CHILDREN AND FAMILIES			
72	APALACHEE CENTER - FORENSIC RESIDENTIAL TREATMENT	100,000		
73	ASSISTED LIVING SERVICES FOR MENTAL HEALTH CLIENTS - THE RENAISSANCE MANOR	500,000		
74	AUTOMATED EMPLOYMENT AND INCOME VERIFICATION		2,036,737	2,036,737
75	BAYCARE BEHAVIORAL HEALTH - VETERANS	485,000		
76	BRIDGEWAY CENTER	100,000		
77	CAMELOT COMMUNITY CARE	250,000		
78	CAMILLUS HOUSE HUMAN TRAFFICKING SERVICES	250,000		
79	CENTERSTONE PSYCHIATRIC RESIDENCY	1,000,000		
80	CHARLOTTE BEHAVIORAL HEALTHCARE - CHILDREN'S COMMUNITY ACTION TREATMENT TEAM	750,000		
81	CHILD ABUSE PREVENTION AND TREATMENT ACT (CAPTA) GRANT BUDGET AUTHORITY			1,000,000
82	CHILDREN OF INMATES	250,000		
83	CHILDREN'S COMMUNITY ACTION TEAM - LEON, GADSDEN, WAKULLA	750,000		
84	CHILDREN'S LEGAL SERVICES (CLS) STAFFING ATTORNEYS TO IMPROVE OUT-OF-HOME CARE AND PERMANENCY RESULTS	14,753		7,399
85	CIRCLES OF CARE - HARBOR PINES AND CEDAR VILLAGE	500,000		
86	CITRUS HEALTH NETWORK - SAFE HAVEN FOR HOMELESS YOUTH	140,800		
87	CLAY BEHAVIORAL HEALTH COMMUNITY CRISIS PREVENTION TEAM	500,000		
88	CODE CORRECTIONS	649,000		
89	COMMUNITY BASED CARE RISK POOL			5,000,000
90	COMMUNITY BASED CARE SAFETY MANAGEMENT SERVICES RESTORATION			8,087,040

**Fiscal Year 2019-20 Nonrecurring Appropriations
Adjusted For Vetoes And Supplementals**

Row#	Agency/Issue Title	General Revenue	State Trust Funds	Federal Trust Funds
91	DAVID LAWRENCE CENTER PROVIDING BEHAVIORAL HEALTH SERVICES	279,112		
92	DIRECTIONS FOR LIVING	200,000		
93	EXCHANGE CLUB PARENT AIDE - DUVAL	200,000		
94	EXPANSION OF FAMILY FINDERS TO ADDRESS PERMANENCY		156,450	67,050
95	FAMILY FIRST - ALL PRO DAD ADOPTION PROMOTION SERVICES	475,000		
96	FAMILY SUPPORT SERVICES OF NORTH FLORIDA - SERVICES TO AT RISK YOUTH	550,000		
97	FLORIDA BAPTIST CHILDREN'S HOME - BRAVE MOMS PROGRAM	200,000		
98	FLORIDA RECOVERY SCHOOLS - YOUTH BEHAVIORAL HEALTH WRAPAROUND SERVICES	100,000		
99	FLORIDA SAFE FAMILIES NETWORK CLOUD MAINTENANCE AND OPERATIONAL EXPENSES		2,088,704	874,658
100	FT. MYERS SALVATION ARMY PROVIDING BEHAVIOR HEALTH SERVICES	275,000		
101	GATEWAY COMMUNITY SERVICES- PROJECT SAVES LIVES	696,267		
102	GRANTS AND AIDS - FIXED CAPITAL OUTLAY	3,620,000		
103	HILLSBOROUGH COUNTY - BAKER ACT CRISIS STABILIZATION UNIT	1,000,000		
104	HOMELESS VETERANS HOUSING ASSISTANCE - BREVARD AND SURROUNDING COUNTIES	150,000		
105	HOUSING FIRST FOR PERSONS WITH MENTAL ILLNESS	100,000		
106	IMPLEMENT ANTI-LIGATURE IMPROVEMENTS TO COMPLY WITH FEDERAL REGULATION	1,500,000		
107	INCREASE IN COMMUNITY MENTAL HEALTH BLOCK GRANT			4,911,981
108	INCREASE IN COMMUNITY SUBSTANCE ABUSE PREVENTION AND TREATMENT BLOCK GRANT			265,000
109	INCREASE SECURITY CAPACITY AT FLORIDA STATE HOSPITAL AND NORTHEAST FLORIDA STATE HOSPITAL	52,560		
110	INCREASING EMPLOYMENT OPPORTUNITIES FOR INDIVIDUALS WITH MENTAL ILLNESSES			700,000
111	JEROME GOLDEN CENTER FOR BEHAVIORAL HEALTH SERVICES		100,000	
112	JUVENILE INCOMPETENT TO PROCEED PROGRAM			383,514
113	KINSHIP NAVIGATOR GRANT FUNDING PROGRAM			276,285
114	LIFESTREAM BEHAVIORAL CENTER CENTRAL RECEIVING SYSTEM - CITRUS	600,000		
115	LIFESTREAM CRISIS STABILIZATION UNIT	250,000		
116	MAINTENANCE AND REPAIR		1,500,000	
117	MEMORIAL REGIONAL HOSPITAL MATERNAL ADDICTION TREATMENT PROGRAM			1,000,000
118	MENTAL HEALTH AND SUBSTANCE ABUSE PRETRIAL DIVERSION PROGRAM - OKALOOSA AND WALTON COUNTIES	250,000		
119	NORTHWEST BEHAVIORAL HEALTH SERVICES	150,000		
120	ON-LINE CHILD CARE APPLICATION		13,305	
121	ONE MORE CHILD - ANTI TRAFFICKING PROGRAM	100,000		
122	OPS BENEFIT RECOVERY STAFF AUGMENTATION FOR TRAFFICKING		26,247	17,253
123	PRESCHOOL DEVELOPMENT BIRTH THROUGH FIVE GRANT AWARD			739,038
124	RESULTS ORIENTED ACCOUNTABILITY AND DATA ANALYTICS			1,954,309
125	ROAD TO RECOVERY - MODERNIZING BEHAVIORAL HEALTH SYSTEM	3,500,000		
126	SHIFT FUNDING DUE TO EXPIRATION OF TITLE IV-E WAIVER	4,475,249		
127	ST. JOHNS EPIC RECOVERY CENTER - DETOXIFICATION AND RESIDENTIAL TREATMENT BED CAPACITY	250,000		
128	STATE OPIOID RESPONSE GRANT BUDGET AUTHORITY REQUEST			83,333,908
129	STEWART-MARCHMAN BEHAVIORAL HEALTHCARE	1,250,000		
130	SUBSTANCE ABUSE PREVENTION AND TREATMENT TO ADDRESS OPIOID CRISIS	2,500,000		

**Fiscal Year 2019-20 Nonrecurring Appropriations
Adjusted For Vetoes And Supplementals**

Row#	Agency/Issue Title	General Revenue	State Trust Funds	Federal Trust Funds
131	THE LIFEBOAT PROJECT - HUMAN TRAFFICKING VICTIM HOUSING	80,000		
132	TITLE IV-E GUARDIANSHIP ASSISTANCE IMPLEMENTATION	26,574		26,574
133	TRANSITION HOUSE HOMELESS VETERAN'S PROGRAM	200,000		
134	TRILOGY NETWORK OF CARE SOFTWARE SOLUTION	512,650		
135	UNIVERSITY OF FLORIDA HEALTH CENTER FOR PSYCHIATRY	300,000		
136	VETERANS ALTERNATIVE RETREAT PROGRAM	250,000		
137	YOUTH CRISIS CENTER - TOUCHSTONE VILLAGE	200,000		
138	4KIDS FOSTER PARENT RECRUITMENT PROJECT	400,000		100,000
139	Total	30,931,965	5,921,443	110,780,746
140	DEPARTMENT OF CITRUS			
141	PAID ADVERTISING/PROMOTION		-100,000	
142	Total	0	-100,000	0
143	DEPARTMENT OF CORRECTIONS			
144	AUTOMATED TIME AND ATTENDANCE	410,000		
145	BETHEL READY4WORK - TALLAHASSEE REENTRY PROGRAM	100,000		
146	BREVARD COUNTY REENTRY PORTAL	500,000		
147	CHILDREN OF INMATES	750,000		
148	DISABILITY RIGHTS FLORIDA - AMERICANS WITH DISABILITIES ACT	54,588		
149	DISABILITY RIGHTS FLORIDA - MENTAL HEALTH	2,019,068		
150	ENHANCED OFFENDER REHABILITATION PROGRAM	2,961,680		
151	GENDER-FOCUSED BEHAVIOR SYSTEM	500,000		
152	HOME BUILDERS INSTITUTE (HBI) - BUILDING CAREERS FOR RETURNING CITIZENS	500,000		
153	MAINTENANCE AND REPAIR - FIXED CAPITAL OUTLAY	20,166,117		
154	READY4WORK RE-ENTRY	1,000,000		
155	REENTRY ALLIANCE PENSACOLA, INC	200,000		
156	REPLACEMENT OF MOTOR VEHICLES	3,487,984		
157	RESTORE EX-OFFENDER REENTRY PROGRAM - PALM BEACH COUNTY	250,000		
158	UNION CORRECTIONAL INSTITUTION	100,000		
159	WESTCARE FLORIDA GULFCOAST	150,000		
160	Total	33,149,437	0	0
161	DEPARTMENT OF ECONOMIC OPPORTUNITY			
162	AFFORDABLE HOUSING INITIATIVES		115,000,000	
163	AFFORDABLE HOUSING PROGRAMS		31,040,000	
164	BUSINESS INITIATIVE PROJECTS	2,650,000		
165	COMMUNITY PLANNING LITIGATION - PROVIDE FUNDING TO CONTRACT WITH THE ATTORNEY GENERAL'S OFFICE			100,000
166	ECONOMIC DEVELOPMENT TOOLS	11,000,000	14,600,000	
167	ESTABLISH ADDITIONAL OPERATING BUDGET AUTHORITY FOR COMMUNITY DEVELOPMENT BLOCK GRANT DISASTER RECOVERY (CDBG-DR) PROGRAM			621,400,000
168	FINANCE AND ADMINISTRATION - PROVIDE ADDITIONAL FUNDING FOR BUILDING MAINTENANCE AND REPAIRS			155,000
169	FLORIDA JOB GROWTH GRANT FUNDING	40,000,000		
170	GRANTS AND AIDS - FIXED CAPITAL OUTLAY	13,898,075		
171	HOUSING AND COMMUNITY DEVELOPMENT PROJECTS	7,259,520		
172	MAINTENANCE AND REPAIR		1,346,000	
173	NON-CUSTODIAL PARENT EMPLOYMENT PROGRAM	250,000		
174	PROVIDE ADDITIONAL FUNDING FOR CONTRACTUAL SERVICES FOR GENERAL SERVICES			100,000
175	PROVIDE ADDITIONAL FUNDING TO SUPPORT DEPARTMENT-WIDE INFORMATION TECHNOLOGY NEEDS			309,939
176	SPACE FLORIDA - FINANCING PROGRAM FOR AEROSPACE INDUSTRY	6,000,000		
177	STATE HOUSING INITIATIVES PARTNERSHIP (SHIP) PROGRAM		46,560,000	
178	VISIT FLORIDA - REDIRECT RECURRING APPROPRIATIONS TO NON-RECURRING		50,000,000	

**Fiscal Year 2019-20 Nonrecurring Appropriations
Adjusted For Vetoes And Supplementals**

Row#	Agency/Issue Title	General Revenue	State Trust Funds	Federal Trust Funds
179	WORKFORCE PROJECTS	1,300,000		
180	Total	82,357,595	258,546,000	622,064,939
181	DEPARTMENT OF EDUCATION			
182	AFTER SCHOOL ALL STARS	900,000		
183	ALL PRO DAD/FAMILY FIRST	500,000		
184	ARC BROWARD SKILLS TRAINING - ADULTS WITH DISABILITIES	300,000		
185	BEST BUDDIES	100,000		
186	BIG BROTHERS-BIG SISTERS	500,000		
187	BLIND BABIES SUCCESSFUL TRANSITION FROM PRESCHOOL TO SCHOOL	400,000		
188	BREVARD ACHIEVEMENT CENTER - BREVARD ADULTS WITH DISABILITIES	199,714		
189	CHARLOTTE COUNTY SCHOOL DISTRICT - CHARLOTTE TECHNICAL COLLEGE AIRFRAME AND POWER PLANT MECHANIC PROGRAM	250,000		
190	CITRUS COUNTY SCHOOL DISTRICT - PROJECT SHINE	900,000		
191	COCOA HIGH SCHOOL NEW CONSTRUCTION PROGRAM	100,000		
192	DAYTONA STATE COLLEGE - ON-TIME GRADUATION SCHEDULING PLATFORM	455,000		
193	EARLY CHILDHOOD EDUCATION AND THERAPEUTIC INTERVENTION	1,500,000		
194	EDUCATION CAPITAL PROJECTS	96,446,192	165,190,055	
195	EDUCATIONAL FACILITIES INFORMATION SYSTEM		457,315	
196	EDWARD WATERS COLLEGE - PRE-COLLEGE ACADEMY	100,000		
197	ELEVATE LAKE	500,000		
198	EMBRY RIDDLE - HYBRID PROPULSION TEST CELL	1,000,000		
199	FAMILY CAFE	550,000		
200	FEEDING TAMPA BAY - FRESH FORCE PROGRAM	503,150		
201	FIRST STAR CENTRAL FLORIDA ACADEMY EXPANSION	50,000		
202	FIRST TEE PROGRAM	650,000		
203	FLAGLER SCHOOLS CLASSROOM TO CAREERS - FLAGSHIPS	200,000		
204	FLORIDA ASSOCIATION OF AGENCIES SERVING THE BLIND	300,000		
205	FLORIDA CHILDREN'S INITIATIVES	500,000		
206	FLORIDA TECH - RESTORE LAGOON INFLOW RESEARCH	800,000		
207	FLORIDA EDUCATION FINANCE PROGRAM	-174,082,259	174,082,259	
208	GROW YOUR OWN TEACHER	356,832		
209	HURRICANE MICHAEL RELIEF ALLOCATION	14,180,577		
210	INCLUSIVE TRANSITION AND EMPLOYMENT MANAGEMENT PROGRAM (ITEM)	750,000		
211	JACKSONVILLE SCHOOL FOR AUTISM - STRATEGIES AND TECHNIQUES FOR EFFECTIVE PRACTICE (STEP) PROGRAM	250,000		
212	JUST READ! FLORIDA	500,000		
213	KNOWLEDGE IS POWER PROGRAM	2,000,000		
214	LAUREN'S KIDS	1,000,000		
215	LEADERS IGNITED FOR TRANSFORMATION (LIFT) INITIATIVE	55,000		
216	LEARNING FOR LIFE	250,000		
217	LEARNING THROUGH LISTENING	100,000		
218	LIGHTHOUSE FOR THE BLIND - COLLIER	85,000		
219	LINKING EDUCATIONAL ASSETS FOR READINESS NOW (LEARN)	347,110		
220	MAINTENANCE AND REPAIR		158,209,945	
221	MANGONIA PARK READING PROGRAM	110,500		
222	MANUFACTURING TALENT ASSET PIPELINE (TAP)	350,000		
223	MARINO VIRTUAL CAMPUS	500,000		
224	MEDICAL TRAINING SIMULATION LAB	250,000		
225	MILITARY CONNECTED SCHOOLS INITIATIVE	100,000		
226	NASSAU COUNTY SCHOOL DISTRICT - WORKFORCE/ APPRENTICESHIP EXPANSION	100,000		
227	NATIONAL FLIGHT ACADEMY	421,495		

**Fiscal Year 2019-20 Nonrecurring Appropriations
Adjusted For Vetoes And Supplementals**

Row#	Agency/Issue Title	General Revenue	State Trust Funds	Federal Trust Funds
228	NORTHEAST FLORIDA 21ST CENTURY WORKFORCE DEVELOPMENT	450,000		
229	OKALOOSA COUNTY SCHOOL DISTRICT JUMP START	100,000		
230	PARTNERSHIP FOR SCHOOL READINESS - EARLY LEARNING PERFORMANCE FUNDING PROJECT			2,900,000
231	PARTNERSHIP FOR SCHOOL READINESS - HOME INSTRUCTION PROGRAM FOR PRE SCHOOL YOUNGSTERS (HIPPIY)			2,500,000
232	PARTNERSHIP FOR SCHOOL READINESS - TEACHER EDUCATION AND COMPENSATION HELPS (T.E.A.C.H.)			7,000,000
233	PARTNERSHIP FOR SCHOOL READINESS - TEACHER TRAINING			3,000,000
234	PUTNAM COUNTY SCHOOL DISTRICT PUBLIC SERVICE ACADEMY	250,000		
235	READ TO LEAD	50,000		
236	RIVIERA BEACH EARLY LEARNING SUPPORT PILOT	150,000		
237	SARASOTA COUNTY SCHOOLS SUMMER LEARNING ACADEMY	100,000		
238	SCHOLARSHIP PROGRAMS DATABASE	2,000,000		
239	SCHOOL DISTRICT MATCHING GRANTS PROGRAM	1,000,000		
240	SCHOOL READINESS- FRAUD RESTITUTION			950,000
241	SETTLEMENT AGREEMENT	15,500,000		
242	SPECIAL OLYMPICS	250,000		
243	SPECIALTY CHILDREN'S HOSPITAL PATIENT ACADEMICS PROGRAM	100,000		
244	ST. THOMAS UNIVERSITY - SCHOOL OF NURSING PROGRAM	1,000,000		
245	STATE COLLEGE OF FLORIDA, MANATEE- SARASOTA - NURSING CENTER OF EXCELLENCE	2,150,000		
246	STATEWIDE ASSESSMENT PROGRAM	1,152,559		
247	THE SEED SCHOOL OF MIAMI	2,887,836		
248	THE WOW CENTER OF MIAMI	200,000		
249	TIGER ACADEMY	500,000		
250	WAYNE BARTON STUDY CENTER AFTER SCHOOL PROGRAM	325,000		
251	WEST TECH EDUCATION CENTER ADULT VOCATIONAL TRAINING	250,000		
252	WORKFORCE DEVELOPMENT	549,551		
253	WORKLOAD ENHANCEMENT OFFICE OF SAFE SCHOOLS	40,050		
254	Total	-15,666,693	497,939,574	16,350,000
255	DEPARTMENT OF ELDER AFFAIRS			
256	ALZHEIMER'S COMMUNITY CARE, INC.	500,000		
257	ALZHEIMER'S MEMORY MOBILE	334,140		
258	ALZHEIMER'S PROJECT, INC	100,000		
259	AREA AGENCY ON AGING OF PASCO - PINELLAS, INC.	100,000		
260	AUSTIN HEPBURN SENIOR MINI CENTER - CITY OF HALLANDALE BEACH	82,080		
261	CITY OF HIALEAH - MEALS PROGRAM	1,400,000		
262	CITY OF HIALEAH GARDENS - HOT MEALS	292,000		
263	CITY OF WEST PARK - SENIOR PROGRAMMING	200,000		
264	CLIENT INFORMATION AND REGISTRATION TRACKING SYSTEM PROJECT IMPLEMENTATION	292,720		2,634,480
265	DAVID POSNACK JEWISH COMMUNITY CENTER - SENIOR KOSHER MEAL PROGRAM	149,537		
266	DEERFIELD BEACH DAY CARE CENTER	195,150		
267	GRANTS AND AIDS - FIXED CAPITAL OUTLAY	2,500,000		
268	JEWISH FAMILY AND COMMUNITY SERVICES OF SOUTHWEST FLORIDA	75,000		
269	LAUDERDALE LAKES ALZHEIMER'S CARE CENTER	250,000		
270	NASSAU - OVERCOMING HUNGER FOR NEEDY SENIORS	296,000		
271	NORTH EAST FLORIDA SENIOR HOME DELIVERED MEALS PROGRAM	400,000		
272	NORTH MIAMI FOUNDATION FOR SENIOR CITIZENS SERVICES, INC.	50,000		
273	SELF RELIANCE, INC. - HOME MODIFICATION FOR ELDERS PROGRAM	150,000		

**Fiscal Year 2019-20 Nonrecurring Appropriations
Adjusted For Vetoes And Supplementals**

Row#	Agency/Issue Title	General Revenue	State Trust Funds	Federal Trust Funds
274	Total	7,366,627	0	2,634,480
275	DEPARTMENT OF ENVIRONMENTAL PROTECTION			
276	ACQUISITION AND REPLACEMENT OF PATROL VEHICLES		63,594	
277	ACQUISITION OF MOTOR VEHICLES		580,029	141,135
278	APPLICATION PLATFORM AS A SERVICE (APAAS) FUNDING - TECHNOLOGY AND INFORMATION SERVICES		3,755	
279	DIESEL EMISSIONS REDUCTION ACT (DERA) GRANT - AIR RESOURCES MANAGEMENT		396,060	
280	ENVIRONMENTAL PROJECTS	310,187,539	288,545,802	309,831,413
281	FLORIDA RESILIENT COASTLINE INITIATIVE (FRCI)	2,917,567		
282	GRANTS AND AIDS - FIXED CAPITAL OUTLAY	1,296,855		10,332,000
283	INCREASE BANDWIDTH - TECHNOLOGY AND INFORMATION SERVICES		44,000	
284	LAND ACQUISITION	4,500,000	33,000,000	
285	LOGGERHEAD MARINELIFE CENTER IMPROVING WATER QUALITY & COASTLINE CLEANLINESS IN PALM BEACH COUNTY	250,000		
286	MAINTENANCE AND REPAIR	9,300,104	28,288,896	3,000,000
287	MONROE COUNTY REEF PROTECTION	750,000		
288	OCEANOGRAPHIC RESEARCH AND CONSERVATION ASSOCIATION (ORCA) KILROY MONITORING	250,000		
289	REPLACEMENT OF VESSELS		85,000	
290	TRANSFER TO FLORIDA FOREVER TRUST FUND		29,000,000	
291	WATER QUALITY IMPROVEMENTS	10,800,000		
292	WIRELESS CONNECTIVITY IMPROVEMENTS FOR STATE PARKS - TECHNOLOGY AND INFORMATION SERVICES		37,520	
293	Total	340,252,065	380,044,656	323,304,548
294	DEPARTMENT OF FINANCIAL SERVICES			
295	ADDITIONAL POSITION(S) IN DIVISION OF UNCLAIMED PROPERTY FOR FRAUD/ SUSPICIOUS ACTIVITY REVIEW		3,755	
296	DEVELOPMENT OF FLORIDA OPEN FINANCIAL STATEMENT SYSTEM USING EXTENSIBLE BUSINESS REPORTING LANGUAGE (XBRL) PER 218.32 F.S.	330,000		
297	ELECTRONIC DISCOVERY DATA STORAGE FOR PUBLIC RECORDS REQUESTS		183,090	
298	ENHANCEMENTS FOR LAW ENFORCEMENT PERSONNEL - FEDERAL LAW ENFORCEMENT TRUST FUND		900,000	
299	FLAIR REPLACEMENT		22,310,796	
300	FORTIFYING THE DATA CENTER INTERNAL SECURITY PERIMETERS USING NEXT-GENERATION FIREWALLS		352,350	
301	FUNDING TO SUPPORT THE CHIEF FINANCIAL OFFICER'S STATUTORY OBLIGATIONS		425,000	
302	GRANTS AND AIDS - FIXED CAPITAL OUTLAY		2,566,379	
303	GRANTS AND AIDS LOCAL GOVERNMENT FIRE SERVICES		2,240,000	
304	INSURANCE FRAUD - FINANCIAL CRIMES, LEADERSHIP, AND BEST PRACTICES TRAINING FOR LAW ENFORCEMENT PERSONNEL			289,750
305	MAINTENANCE AND REPAIR		455,000	
306	MAINTENANCE OF LAW ENFORCEMENT RADIOS			12,000
307	MULTI-DIVISION APPLICATION SUITE REPLACEMENT STUDY		250,000	
308	PURCHASE OF FORKLIFT		130,000	
309	RELOCATION COSTS		1,296,371	11,300
310	REPLACE FLORIDA FIRE INCIDENT REPORTING SYSTEM (FFIRS)		125,000	
311	REPLACEMENT OF HIGH MILEAGE VEHICLES		331,162	
312	REPLACEMENT OF SAFETY EQUIPMENT - BOMB SQUADS		438,400	
313	RISK MANAGEMENT INFORMATION SYSTEM		38,675	
314	SCANNING AND SHREDDING DOCUMENTS		82,000	
315	TENANT BROKER COMMISSION FEES		504,103	

**Fiscal Year 2019-20 Nonrecurring Appropriations
Adjusted For Vetoes And Supplementals**

Row#	Agency/Issue Title	General Revenue	State Trust Funds	Federal Trust Funds
316	TRANSFER TO UNIVERSITY OF MIAMI - SYLVESTER COMPREHENSIVE CANCER CENTER - FLORIDA FIREFIGHTER CANCER RESEARCH	1,000,000		
317	UNCLAIMED PROPERTY MANAGEMENT INFORMATION SYSTEM BUSINESS NEEDS ANALYSIS		250,000	
318	Total	1,330,000	32,882,081	313,050
319	FISH AND WILDLIFE CONSERVATION COMMISSION			
320	ACQUISITION AND REPLACEMENT OF BOATS, MOTORS, AND TRAILERS		35,791	
321	ACQUISITION AND REPLACEMENT OF PATROL VEHICLES		1,110,922	1,020,969
322	ACQUISITION OF MOTOR VEHICLES		773,465	
323	AVIATION ENHANCEMENT		403,384	
324	CORAL REEF DISEASE RESPONSE AND RESTORATION	586,605	397,000	
325	CYBERSECURITY REMEDIATION		46,000	
326	ENTERPRISE MOBILE DEVELOPMENT INITIATIVE		100,000	
327	ENVIRONMENTAL PROJECTS		964,995	300,000
328	GRANTS AND AIDS - FIXED CAPITAL OUTLAY	1,000,000	1,842,600	6,900,000
329	HURRICANE IRMA MARINE DEBRIS REMOVAL			255,417
330	HURRICANE IRMA MARINE FISHERIES DISASTER RECOVERY			23,744,790
331	LAKE RESTORATION PROJECTS	43,500		
332	LAW ENFORCEMENT ENHANCED PATROL AND SUPPORT	830,211		
333	NON-NATIVE AND CONFLICT SPECIES MANAGEMENT		1,000,000	
334	RED TIDE RESEARCH	4,212,000		
335	REGIONAL COMMUNICATION CENTER CONSOLIDATION		391,500	
336	REPLACEMENT EQUIPMENT - BOATS, MOTORS, AND TRAILERS		1,100,000	
337	REPLACEMENT OF MOTOR VEHICLES		1,700,000	
338	SPECIAL PURPOSE - FIXED CAPITAL OUTLAY	2,378,583	1,280,000	
339	STONE CRAB RESEARCH AND MONITORING		203,389	
340	SUPPORT AIRCRAFT MAINTENANCE, REPAIR, AND ENHANCEMENT		197,782	
341	SUPPORT FACILITIES		1,066,025	
342	ZOOTAMPA MANATEE HOSPITAL	50,000		
343	Total	9,100,899	12,612,853	32,221,176
344	EXECUTIVE OFFICE OF THE GOVERNOR			
345	DISASTER RECOVERY PREPAREDNESS AND PROTECTIVE MEASURES	1,545,000		
346	GRANTS AND AIDS - FIXED CAPITAL OUTLAY	13,413,500	1,850,000	
347	HURRICANE MICHAEL RECOVERY GRANT PROGRAM	25,000,000		
348	OPEN FEDERALLY DECLARED DISASTERS - FUNDING TO COMMUNITIES		189,025,999	1,661,558,495
349	OPEN FEDERALLY DECLARED DISASTERS - STATE OPERATIONS		81,933,555	10,439,080
350	Total	39,958,500	272,809,554	1,671,997,575
351	DEPARTMENT OF HEALTH			
352	ADDITIONAL AUTHORITY FOR HIV/AIDS FEDERAL GRANTS			4,737,388
353	ANDREWS REGENERATIVE MEDICINE CENTER	250,000		
354	AUDITORY-ORAL SERVICES FOR CHILDREN WITH HEARING LOSS	650,000		
355	BITNER/PLANTE AMYOTROPHIC LATERAL SCLEROSIS INITIATIVE	100,000		
356	CHILDREN'S MEDICAL SERVICES - EARLY STEPS ADMINISTRATIVE SYSTEM			2,338,385
357	CODE CORRECTIONS		8,792,459	
358	ENVIRONMENTAL HEALTH DATABASE - REPLACEMENT AND MAINTENANCE			2,107,715
359	EXPANSION OF CHILDREN'S MEDICAL SERVICES NEWBORN SCREENING GENETICS PROGRAM		1,000,000	
360	FLORIDA KEYS HEALTHY START COALITION	100,000		
361	FOUNDATION FOR SICKLE CELL DISEASE RESEARCH	100,000		
362	GRANTS AND AIDS - FIXED CAPITAL OUTLAY	500,000		
363	HANDS OF HOPE SICKLE CELL AWARENESS FOUNDATION, INC.	100,000		
364	HOSPITAL READMISSION REDUCTION/DIVERSION	2,000,000		

**Fiscal Year 2019-20 Nonrecurring Appropriations
Adjusted For Vetoes And Supplementals**

Row#	Agency/Issue Title	General Revenue	State Trust Funds	Federal Trust Funds
365	INFORMATION TECHNOLOGY - ACCOUNTING AND BUDGETING SYSTEM			1,449,965
366	JOHNS HOPKINS ALL CHILDREN'S HOSPITAL - PATIENT ACADEMIC PROGRAM	500,000		
367	KEYS AREA HEALTH EDUCATION CENTER - MONROE COUNTY CHILDREN'S HEALTH CENTER	200,000		
368	LIVE LIKE BELLA CHILDHOOD CANCER FOUNDATION	500,000		
369	MATERNAL FETAL MEDICINE	700,000		
370	MAYO CLINIC OF JACKSONVILLE		1,500,000	
371	MIAMI PROJECT TO CURE PARALYSIS	1,800,000		
372	MOTOR VEHICLE REPLACEMENT		334,069	
373	NICKLAUS CHILDREN'S HOSPITAL	880,000		
374	NOVA SOUTHEASTERN UNIVERSITY - CLINIC-BASED SERVICE OUTREACH	5,000,000		
375	NURSE-FAMILY PARTNERSHIP PROGRAM	750,000		
376	PARTNERSHIP FOR CHILD HEALTH - PEDIATRIC INTEGRATED BEHAVIORAL HEALTH SERVICES	100,000		
377	POWELL CENTER FOR RARE DISEASE RESEARCH AND THERAPY	100,000		
378	PROJECT BE STRONG - TEEN PREGNANCY PREVENTION PROGRAM	50,000		
379	PUBLIC HEALTH LABORATORY SERVICES		31,003	
380	REPLACEMENT EQUIPMENT - RADIATION DETECTION AND INSPECTION EQUIPMENT USED FOR ENVIRONMENTAL MONITORING AND NUCLEAR DETECTION MISSIONS		540,000	
381	ST. JOSEPH'S CHILDREN'S HOSPITAL	1,000,000		
382	TELEHEALTH - CH 2019-137, LOF (HB 23)		15,020	
383	UNIVERSITY OF MIAMI - HUMAN IMMUNODEFICIENCY VIRUS/ACQUIRED IMMUNE DEFICIENCY SYNDROME (HIV/AIDS) RESEARCH	850,000		
384	UNIVERSITY OF MIAMI MILLER SCHOOL OF MEDICINE - FLORIDA STROKE REGISTRY	750,000		
385	WORKLOAD - CHILDREN'S MEDICAL SVCS ZIKA HEALTH CARE SERVICES GRANT			632,763
386	WORKLOAD - EARLY STEPS			3,599,239
387	WORKLOAD - MEDICAL QUALITY ASSURANCE		48,719	
388	WORKLOAD - NEWBORN SCREENING PROGRAM ACTIVITIES		1,224,719	
389	WORKLOAD - OFFICE OF MEDICAL MARIJUANA USE (OMMU)		11,336,935	
390	WORKLOAD - PUBLIC HEALTH CRISIS RESPONSE GRANT			5,755,325
391	Total	16,980,000	24,822,924	20,620,780
392	DEPARTMENT OF HIGHWAY SAFETY AND MOTOR VEHICLES			
393	ADDITIONAL TROOPER EQUIPMENT FOR THE FLORIDA HIGHWAY PATROL		690,900	
394	ENTERPRISE SECURITY ACCESS CONTROL		427,000	
395	FIELD OFFICE EQUIPMENT REFRESH		575,000	
396	MAINTENANCE AND REPAIR		7,436,162	
397	MOTORIST MODERNIZATION PHASE I		2,323,620	
398	MOTORIST MODERNIZATION PHASE II		13,742,200	
399	TRAINING - FLORIDA HIGHWAY PATROL		450,000	
400	Total	0	25,644,882	0
401	JUSTICE ADMINISTRATION			
402	ADDITIONAL EQUIPMENT		197,202	
403	ADDITIONAL EQUIPMENT - MOTOR VEHICLES		23,000	
404	CIRCUIT-WIDE DIVERSION MANAGER PILOT PROGRAM		10,376	
405	COLD CASE UNIT	5,554		
406	DRUG COURT DIVERSION PROGRAM		7,599	
407	EMPLOYEE CERTIFICATION AND RETENTION	299,342		
408	INCREASED STATE ATTORNEY FORFEITURE AND INVESTIGATIVE SUPPORT TRUST FUND (FIST)		1,611	

**Fiscal Year 2019-20 Nonrecurring Appropriations
Adjusted For Vetoes And Supplementals**

Row#	Agency/Issue Title	General Revenue	State Trust Funds	Federal Trust Funds
409	INFORMATION TECHNOLOGY INFRASTRUCTURE REPLACEMENT	158,896	66,600	
410	INFORMATION TECHNOLOGY NEEDS		1,200	
411	REPLACEMENT EQUIPMENT		463,207	
412	REPLACEMENT OF MOTOR VEHICLES		1,399,987	
413	SOFTWARE MAINTENANCE	7,625		
414	Total	471,417	2,170,782	0
415	DEPARTMENT OF JUVENILE JUSTICE			
416	ADDITIONAL FACILITY SECURITY CAMERA BANDWIDTH AND CLOUD STORAGE	100,413		
417	AMIKIDS - APPRENTICESHIP AND JOB PLACEMENT PROGRAM	500,000		
418	AMIKIDS FAMILY CENTRIC	1,000,000		
419	BIG BROTHERS BIG SISTERS OF FLORIDA	200,000		
420	BOYS AND GIRLS CLUB	3,000,000		
421	CLAY COUNTY YOUTH ALTERNATIVE TO SECURED DETENTION (SWEAT PROGRAM)	250,000		
422	DELORES BARR WEAVER POLICY CENTER	300,000		
423	DUVAL LEADERS OF TOMORROW	100,000		
424	FRED G. MINNIS PILOT EXPANSION	100,000		
425	GRANTS AND AIDS - FIXED CAPITAL OUTLAY	2,750,000		
426	IMPROVED OVERSIGHT FOR THE DEPARTMENT OF JUVENILE JUSTICE PROGRAMS	52,570		
427	INTEGRATED CARE AND COORDINATION FOR YOUTH	100,000		
428	INTEGRATIVE MODEL FOR POSITIVE ACHIEVEMENTS FOR CHILDREN	100,000		
429	MAINTENANCE AND REPAIR - FIXED CAPITAL OUTLAY	7,500,000		
430	NASSAU COUNTY YOUTH ALTERNATIVES TO SECURED DETENTION (S.W.E.A.T.)	85,000		
431	NEW HORIZONS - AFTER SCHOOL AND WEEKEND REHABILITATION PROGRAM	250,000		
432	ONE MORE CHILD - HOPE STREET PROJECT	200,000		
433	PARENTING WITH LOVE AND LIMITS	750,000		
434	PINELLAS COUNTY YOUTH ADVOCATE PROGRAM	250,000		
435	PRICE LEVEL INCREASE RESIDENTIAL PROGRAMS	750,000		
436	Total	18,337,983	0	0
437	DEPARTMENT OF LAW ENFORCEMENT			
438	ALZHEIMER'S PROJECT - BRINGING THE LOST HOME	100,000		
439	CRIMINAL JUSTICE DATA TRANSPARENCY	5,644,622		
440	EXECUTIVE AIRCRAFT PURCHASE, DEBT SERVICE, OPERATIONS AND MAINTENANCE	397,350		
441	EXPANSION OF FLORIDA'S DEOXYRIBONUCLEIC ACID (DNA) DATABASE TO INCLUDE FELONY ARRESTS	17,640		
442	FLORIDA INCIDENT BASED REPORTING SYSTEM (FIBRS)	1,031,313		8,610,000
443	GRANTS AND AIDS - FIXED CAPITAL OUTLAY	1,800,000		
444	IMPROVE SEXUAL OFFENDER AND PREDATOR REGISTRY DATABASE	1,542,680		
445	INCREASE FEDERAL GRANTS TRUST FUND AUTHORITY - FEDERAL DISASTER ASSISTANCE			1,300,000
446	INCREASE TRUST FUND AUTHORITY FOR TENANT BROKER COMMISSIONS		5,200	
447	MAINTAIN INVESTIGATIONS AVIATION FLEET	400,000		
448	MEET PUBLIC RECORDS PROCESSING DEMANDS	29,285		
449	OPERATION BLUE AND BROWN	500,000		
450	PROJECT COLD CASE	150,000		
451	SCHOOLS AND FIRST RESPONDER COLLABORATION VIA MUTUALINK SYSTEM	300,000		
452	Total	11,912,890	5,200	9,910,000
453	DEPARTMENT OF LEGAL AFFAIRS			
454	ADMINISTRATION OF JUSTICE - CH 2019-167, LOF (HB 7125)	250,000		

**Fiscal Year 2019-20 Nonrecurring Appropriations
Adjusted For Vetoes And Supplementals**

Row#	Agency/Issue Title	General Revenue	State Trust Funds	Federal Trust Funds
455	AGENCY WIDE INFORMATION TECHNOLOGY MODERNIZATION PROGRAM	4,727,023	4,000,000	
456	CHILDREN'S ADVOCACY CENTERS	500,000		
457	CUBAN-AMERICAN BAR ASSOCIATION	300,000		
458	HUMAN TRAFFICKING - CH 2019-152, LOF (HB 851)	250,000		
459	LEGAL SERVICES CLINIC OF THE PUERTO RICAN BAR ASSOCIATION, INC.	980,000		
460	NANCY J. COTTERMAN CENTER	100,000		
461	NANCY J. COTTERMAN STATE ATTORNEY LIAISON PROGRAM	100,000		
462	OPEN DOORS - VOICES FOR FLORIDA	750,000		
463	SELAH FREEDOM SEX TRAFFICKING AND EXPLOITATION VICTIMS PROGRAM	1,500,000		
464	STATEWIDE PROSECUTION	8,052		
465	TASK FORCE SUPPORT	8,092		
466	VICTIM SERVICES AUDIT STAFF		8,010	
467	VICTIM'S COMPENSATION BUREAU STAFFING		28,035	
468	VIRGIL HAWKINS FLORIDA CHAPTER BAR ASSOCIATION	150,000		
469	Total	9,623,167	4,036,045	0
470	DEPARTMENT OF THE LOTTERY			
471	DEPARTMENT WIDE SECURITY EQUIPMENT		117,247	
472	FLORIDA LOTTERY INDEPENDENT SECURITY AUDIT		225,000	
473	INFORMATION TECHNOLOGY DATA SECURITY		24,151	
474	OTHER PERSONAL SERVICES SECURITY OFFICER SUPPORT IN THE DISTRICT OFFICES		28,976	
475	VIDEO SPECTRAL COMPARATOR REPLACEMENT		86,250	
476	Total	0	481,624	0
477	DEPARTMENT OF MANAGEMENT SERVICES			
478	BRADFORD COUNTY COMMUNICATIONS SYSTEM UPGRADE	750,000		
479	CODE CORRECTIONS	2,985,000		
480	DIVISION OF RETIREMENT INFORMATION TECHNOLOGY TRANSITION		1,500,000	
481	DOMESTIC SECURITY - FLORIDA INTEROPERABILITY NETWORK (FIN)	1,296,900		
482	DOMESTIC SECURITY - FLORIDA MUTUAL AID BUILD OUT (MAB)	464,935		
483	E911 NEXT GENERATION GRANT		1,270,000	
484	FIRST RESPONDER NETWORK AUTHORITY (FIRSTNET) GRANT			322,762
485	INFORMATION TECHNOLOGY - SECURITY CONSOLIDATION		131,500	
486	INTERIOR REFURBISHMENT OF LEASED SPACE IN THE FLORIDA FACILITIES POOL		1,942,689	
487	MAINTENANCE AND REPAIR	33,152,810	17,100,000	
488	MYFLORIDAMARKETPLACE		277,000	
489	REPLACEMENT OF MOTOR VEHICLES		114,400	
490	STAFFING FOR THE FLORIDA COMMISSION ON HUMAN RELATIONS			30,040
491	STATEWIDE LAW ENFORCEMENT RADIO SYSTEM (SLERS)		1,357,165	
492	STATEWIDE LAW ENFORCEMENT RADIO SYSTEM (SLERS) STAFF AUGMENTATION AND INDEPENDENT VERIFICATION AND VALIDATION SERVICES		1,083,800	
493	STATEWIDE TRAVEL MANAGEMENT SYSTEM ENHANCEMENTS TO PROVIDE PUBLIC VIEWING CAPABILITIES	175,000		
494	Total	38,824,645	24,776,554	352,802
495	DEPARTMENT OF MILITARY AFFAIRS			
496	ADDITIONAL EQUIPMENT - SEARCH AND RESCUE	233,000		
497	INCREASE NATIONAL GUARD TUITION ASSISTANCE	500,000		
498	JOBS CHALLENGE PROGRAM			4,000,000
499	MAINTENANCE AND REPAIR	1,100,000	1,150,000	
500	SPECIAL PURPOSE - FACILITY SECURITY ENHANCEMENTS	2,000,000		
501	WORKER COMPENSATION FOR STATE ACTIVE DUTY	195,670		
502	Total	4,028,670	1,150,000	4,000,000

**Fiscal Year 2019-20 Nonrecurring Appropriations
Adjusted For Vetoes And Supplementals**

Row#	Agency/Issue Title	General Revenue	State Trust Funds	Federal Trust Funds
503	PUBLIC SERVICE COMMISSION			
504	PUBLIC UTILITY STORM PROTECTION PLANS - CH 2019-158, LOF (SB 796)		15,020	
505	Total	0	15,020	0
506	DEPARTMENT OF REVENUE			
507	AID TO LOCAL GOVERNMENTS - AERIAL PHOTOGRAPHY/MAPPING	272,571		
508	CORPORATE INCOME TAX - CH 2019-168, LOF (HB 7127)	120,000		
509	FISCALLY CONSTRAINED COUNTIES - AD VALOREM TAX	29,626,577		
510	REPLACEMENT OF THE IMAGE MANAGEMENT SYSTEM			4,023,891
511	TAXATION - CH 2019-42, LOF (HB 7123)	91,319		
512	Total	30,110,467	0	4,023,891
513	STATE COURT SYSTEM			
514	ACCESS TO JUSTICE - DO IT YOURSELF FLORIDA		7,600	
515	ADDITIONAL JUDGESHIPS	30,666		
516	DISASTER RECOVERY/CONTINUITY OF OPERATIONS PLAN		531,365	
517	EMERGENCY MANAGEMENT, SECURITY, AND SAFETY SUPPORT		3,800	
518	FLORIDA'S PROBLEM SOLVING COURTS		135,000	
519	INFORMATION TECHNOLOGY SECURITY ASSESSMENT AND SUPPORT		303,800	
520	LIBERTY COUNTY COURTHOUSE ELECTRICAL UPGRADES	75,000		
521	MAINTENANCE AND REPAIR - FIXED CAPITAL OUTLAY		192,397	
522	PROBLEM SOLVING COURTS FUNDING	452,313		
523	SENIOR JUDGE SUPPORT TO CIRCUIT COURT	125,000		
524	SPECIAL PURPOSE - FIXED CAPITAL OUTLAY	1,000,000	432,804	
525	Total	1,682,979	1,606,766	0
526	DEPARTMENT OF STATE			
527	COMMERCIAL REGISTRY SOLUTION	6,160,000		
528	CULTURAL AND MUSEUM GRANTS	12,450,000		
529	CULTURE BUILDS FLORIDA	2,980,028		
530	DEPARTMENT WIDE LITIGATION EXPENSES	200,000		
531	FEDERAL HURRICANE RELIEF FUNDING FOR HISTORIC PRESERVATION			973,025
532	FLORIDA AFRICAN-AMERICAN HERITAGE PRESERVATION NETWORK	475,000		
533	FLORIDA HOLOCAUST MUSEUM - ST. PETERSBURG	750,000		
534	GRANTS AND AIDS - FIXED CAPITAL OUTLAY	14,214,177		4,959,699
535	HELP AMERICA VOTE ACT - CYBERSECURITY ACTIVITIES			2,800,000
536	HISTORIC PRESERVATION GRANTS	719,483		
537	HOLOCAUST DOCUMENTATION AND EDUCATION CENTER	257,000		
538	INCREASED FUNDING FOR STATE AID TO LIBRARIES	4,500,000		
539	LIBRARY COOPERATIVE GRANT PROGRAM	500,000		
540	REIMBURSEMENTS TO COUNTIES FOR SPECIAL ELECTIONS	2,400,000		
541	TRANSFER HELP AMERICA VOTE ACT (HAVA) BUDGET FROM RECURRING TO NONRECURRING FUNDS			1,829,169
542	Total	45,605,688	0	10,561,893
543	DEPARTMENT OF TRANSPORTATION			
544	CODE CORRECTIONS		6,427,026	
545	CONSOLIDATION, STANDARDIZATION AND REPLACEMENT OF INFORMATION TECHNOLOGY EQUIPMENT AND SOFTWARE		215,586	
546	DATA INFRASTRUCTURE MODERNIZATION		2,504,680	
547	ENTERPRISE VULNERABILITY MANAGEMENT SYSTEM		119,027	
548	ENVIRONMENTAL PROJECTS		410,000	
549	INFORMATION TECHNOLOGY INFRASTRUCTURE REPLACEMENT		524,000	
550	RELOCATION COSTS		260,000	
551	REPLACEMENT EQUIPMENT FOR MATERIALS AND TESTING LABORATORIES		532,500	
552	SECURE ACCESS MANAGEMENT		900,964	
553	SUPPORT FACILITIES		5,065,541	

**Fiscal Year 2019-20 Nonrecurring Appropriations
Adjusted For Vetoes And Supplementals**

Row#	Agency/Issue Title	General Revenue	State Trust Funds	Federal Trust Funds
554	TRANSPORTATION WORK PROGRAM		6,645,496,236	3,061,630,392
555	TRANSPORTATION WORK PROGRAM INTEGRATION INITIATIVE		21,283,899	
556	Total	0	6,683,739,459	3,061,630,392
557	STATE UNIVERSITY SYSTEM			
558	FLORIDA ATLANTIC UNIVERSITY - MAX PLANCK SCIENTIFIC FELLOWSHIP PROGRAM	750,000		
559	FLORIDA INTERNATIONAL UNIVERSITY - TARGET SCIENCE, TECHNOLOGY, ENGINEERING AND MATH (STEM) INITIATIVES	2,500,000		
560	FLORIDA POLYTECHNIC UNIVERSITY - ADVANCED MOBILITY INSTITUTE	500,000		
561	INFORMATION TECHNOLOGY - SECURITY	189,597		
562	INFORMATION TECHNOLOGY AND APPLICATION SUPPORT - STAFF AUGMENTATION - BOARD OF GOVERNORS	210,403		
563	INSTITUTE FOR HUMAN AND MACHINE COGNITION	1,000,000		
564	NATIONAL RANKING OPERATION ENHANCEMENT (UNIVERSITY OF FLORIDA AND FLORIDA STATE UNIVERSITY)	549,552		
565	TAKE STOCK IN COLLEGE: DRAMATICALLY IMPROVING POST-SECONDARY	850,000		
566	UNIVERSITY OF FLORIDA CENTER FOR TRANSLATIONAL RESEARCH IN NEURODEGENERATIVE DISEASE	2,000,000		
567	UNIVERSITY OF FLORIDA HEALTH - PROGRAM TO CURE DYSTONIA AND OTHER INVOLUNTARY MUSCLE DISORDERS	300,000		
568	UNIVERSITY OF NORTH FLORIDA - THE JAX BRIDGES COMPETITIVE SMALL BUSINESS INITIATIVE	350,000		
569	UNIVERSITY OF SOUTH FLORIDA ST PETE - CITIZEN SCHOLAR PARTNERSHIP	300,000		
570	UNIVERSITY OF WEST FLORIDA - CYBERSECURITY SUPPORT	1,500,000		
571	Total	10,999,552	0	0
572	DEPARTMENT OF VETERANS AFFAIRS			
573	ADDITIONAL MEDICAL/NON-MEDICAL AND RECREATIONAL EQUIPMENT AND FURNITURE IN STATE VETERANS' HOMES		1,136,000	
574	ALTERNATIVE TREATMENT OPTIONS FOR VETERANS	200,000		
575	BUREAU OF STATE APPROVING AGENCY FOR VETERANS' TRAINING INCREASE STAFFING			12,128
576	EXECUTIVE DIRECTION AND SUPPORT INCREASE STAFFING - CABINET AND LEGISLATIVE AFFAIRS	4,726		
577	EXECUTIVE DIRECTION AND SUPPORT SERVICES INCREASE BUDGET FOR INFORMATION TECHNOLOGY EQUIPMENT		173,920	
578	EXECUTIVE DIRECTION AND SUPPORT SERVICES INCREASE BUDGET FOR INFORMATION TECHNOLOGY SECURITY MODERNIZATION		339,483	
579	FIVE STAR VETERANS CENTER HOMELESS HOUSING AND REINTEGRATION PROJECT	250,000		
580	FLORIDA DEPARTMENT OF VETERANS' AFFAIRS STATE VETERANS' NURSING HOME PROGRAM REPLACE VANS EQUIPPED TO TRANSPORT HANDICAPPED RESIDENTS		145,630	24,370
581	FLORIDA DEPARTMENT OF VETERANS' AFFAIRS, FLORIDA IS FOR VETERANS INC., ENTREPRENEUR TRAINING GRANT	900,000		
582	FLORIDA DEPARTMENT OF VETERANS' AFFAIRS, FLORIDA IS FOR VETERANS, INC., WORKFORCE TRAINING GRANT AID TO LOCAL GOVERNMENTS	800,000		
583	FLORIDA VETERANS LEGAL HELPLINE	500,000		
584	INCREASED CAPACITY		1,053,807	
585	INITIAL STAFFING AND START UP OPERATIONS FOR ARDIE R. COPAS, STATE VETERANS' NURSING HOME, ST. LUCIE COUNTY		1,000,592	310,201
586	INITIAL STAFFING AND START UP OPERATIONS FOR LAKE BALDWIN, STATE VETERANS' NURSING HOME, ORANGE COUNTY		412,842	82,214
587	K9S FOR WARRIORS	500,000		

**Fiscal Year 2019-20 Nonrecurring Appropriations
Adjusted For Vetoes And Supplementals**

Row#	Agency/Issue Title	General Revenue	State Trust Funds	Federal Trust Funds
588	MAINTENANCE AND REPAIR		1,555,000	
589	NETWORK OF CARE FOR VETERANS AND MILITARY SERVICE - TRILOGY INTEGRATED RESOURCES, LLC	335,000		
590	REPLACEMENT OF MOTOR VEHICLES		35,000	
591	STATE VETERANS' NURSING HOMES STAFFING INCREASE		59,992	24,113
592	Total	3,489,726	5,912,266	453,026
593	Grand Total	1,051,848,959	8,349,493,601	6,000,935,369

Note (see Row#: 141, 207): Negative nonrecurring appropriations occur when it is intended that a reduction be a nonrecurring or one-time reduction to a recurring base appropriation resulting in the automatic restoration of the reduction in a subsequent year.

Vetoed Appropriations Fiscal Year 2019-20

Line #	Title	General Revenue	Trust Fund	Total
21	University of North Florida - Roy Lassiter Hall Renovations (Senate Form 1907)(HB 3069)	2,000,000		2,000,000
27 A	Hernando Schools Vocational Program (Senate Form 1654) (HB 4289)		1,000,000	1,000,000
66	Keiser University/MS in Women's Health & Midwifery (Senate Form 2097) (HB 2677)	550,000		550,000
66	Ringling College - Cross College Alliance Center for Creativity (Senate Form 1976) (HB 4773)	500,000		500,000
66	St. Thomas University Trade and Logistics Program (Senate Form 1015) (HB 4513)	500,000		500,000
66	Stetson University College of Law - Veterans Law Institute and Veterans Advocacy (Senate Form 1693) (HB 2339)	250,000		250,000
67 A	Special Categories - Grants And Aids - Lecom / Florida - Health Programs	2,116,907		2,116,907
67 B	Flagler College Hotel Ponce de Leon Resiliency (Senate Form 1197) (HB 4023)	1,025,000		1,025,000
85	Brain Bag Early Literacy Program (Senate Form 2154) (HB 2601)	54,329		54,329
85	Florida Institute of Education: Florida Rural Early Learning Exchange Network (Senate Form 2000) (HB 4979)	300,000		300,000
85	Jack and Jill Children's Center, Inc. - Promising Future (Senate Form 1020) (HB 2285)	50,000		50,000
85	Little Havana Activities and Nutrition Center (Senate Form 1748) (HB 3999)	100,000		100,000
85	Miami Children's Museum Professional Development School (Senate Form 2250) (HB 4053)	350,000		350,000
92 A	Jack and Jill Children's Center (Senate Form 1021) (HB 2287)	100,000		100,000
108	Florida Association of District School Superintendents Training as provided in section 1001.47, Florida Statutes	70,000		70,000
108	Relay Graduate School of Education National Principals and Principal Supervisors Academy Fellowships (HB 4087)	50,000		50,000
109	Spanish to English Literacy and Language Reading Platform for Grades PreK - 5	2,000,000		2,000,000
109	Advancement Via Individual Determination Performance (AVID) (Senate Form 2020) (HB 3725)	350,000		350,000
112 A	Community Partnership Schools - Orange Park High School (Senate Form 2432)	255,000		255,000
113	Audio Video Film and Technology Grant - PAEC (Senate Form 2187) (HB 4899)	250,000		250,000
113	Be Safe! Be Successful! (HB 4729)	50,000		50,000
113	Common Threads Obesity Prevention & Nutrition Education (Senate Form 1778) (HB 4507)	875,382		875,382
113	Communities in Schools of Florida (Senate Form 2021) (HB 9057)	250,000		250,000
113	Destination Graduation (Senate Form 1002) (HB 3811)	500,000		500,000
113	Elementary School Substance Abuse Prevention Pilot Program (Senate Form 1264) (HB 3323)	100,000		100,000
113	First Robotics Teams Grant - Florida (Senate Form 2222) (HB 9253)	200,000		200,000
113	Florida Charter Support Unit (HB 3243)	75,000		75,000
113	Hands of Mercy Everywhere, Inc. - Belleview Lakeside Hospitality Program (Senate Form 1746) (HB 3275)	100,000		100,000
113	Hernando County School District, School Hardening (Senate Form 1509) (HB 4165)	1,000,000		1,000,000
113	Jefferson County School District/Somerset Transportation (Senate Form 2138) (HB 4285)	200,000		200,000
113	Junior Achievement Workforce Readiness Programs Expansion (Senate Form 2018) (HB 2097)	100,000		100,000
113	Kindness Matters Program (Senate Form 1467) (HB 2571)	25,000		25,000
113	Leader in Me Foundation (HB 3345)	75,000		75,000
113	Life Changing Experiences (Senate Form 1476) (HB 2179)	450,000		450,000
113	New World School of the Arts as provided in section 1002.35, Florida Statutes	100,000		100,000

Vetoed Appropriations Fiscal Year 2019-20

Line #	Title	General Revenue	Trust Fund	Total
113	Next Generation Agriculture Education Programs in Florida (Senate Form 2462) (HB 4991)	100,000		100,000
113	Next Generation Agriculture Education Student (Senate Form 2463) (HB 3167)	100,000		100,000
113	STEM2Hub Florida High Demand Career Initiative (Senate Form 1769) (HB 3659)	500,000		500,000
113	Teacher's Law Symposium (Senate Form 1972)	50,000		50,000
113	Volusia County Schools - STEM in Elementary Schools (Senate Form 1628) (HB 2251)	88,000		88,000
113	Youth Crime Prevention Program (Senate Form 1379) (HB 4731)	100,000		100,000
116 A	Academy at the Farm School Growth and Infrastructure Expansion (Senate Form 1341) (HB 2473)	650,000		650,000
116 A	Clay County Coppergate School of the Arts (Senate Form 2459)	625,000		625,000
116 A	Lake Wales Charter Schools - Hurricane Relief Funding (Senate Form 1969) (HB 3227)	500,000		500,000
125 B	Aid To Local Governments - Grants And Aids - Workforce Diploma Program	1,250,000		1,250,000
127	Florida Automobile Dealers Association - Stimulating Jobs in the Automotive Industry (Senate Form 2456) (HB 2965)	75,000		75,000
130	Lake-Sumter State College Safety/Security Facility Upgrades (Senate Form 1047) (HB 2625)	100,000		100,000
130	Miami Dade College Single Stop Program (Senate Form 1738) (HB 4001)	50,000		50,000
130	State College of Florida, Manatee-Sarasota Manatee Educational Television (Senate Form 1967) (HB 3785)	439,500		439,500
130	Tallahassee Community College Leon Works Expo and Junior Apprenticeship Program (Senate Form 2606) (HB 3013)	50,000		50,000
147	Florida Gulf Coast University - Academic and Career Attainment Funding	500,000		500,000
147	Florida State University College of Law Scholarships/Faculty	846,763		846,763
147	University of Central Florida - Florida Downtown Presence	1,693,525		1,693,525
147	University of Florida Lastinger Center Winning Reading Boost	200,000		200,000
147	Florida Polytechnic University Graduate Program Growth (Senate Form 1172) (HB 2671)	500,000		500,000
147	Florida State University - Florida Campus Compact (Senate Form 1540) (HB 9107)	514,926		514,926
147	University of Florida - Lastinger Center Developmentally Appropriate Emergency Response Training (Senate Form 2184) (HB 2391)	2,000,000		2,000,000
147	University of South Florida- St. Petersburg Joint Institute for Gulf of Mexico Studies (Senate Form 1895) (HB 9027)	200,000		200,000
149	IFAS (Institute of Food and Agricultural Science) - Center for Landscape Ecology	1,000,000		1,000,000
149	IFAS (Institute of Food and Agricultural Science) - STEM, Workforce & 4-H Programs	750,000		750,000
150	University of South Florida Medical Center- Quality Medical School Education, Asset Inventory Management System Initiative (AIMS)	1,715,360		1,715,360
166 A	Washington Intern Study Experience (Senate Form 2246) (HB 2453)	275,000		275,000
191	Leesburg Regional Medical Center (Senate Form 1051) (HB 2627)	50,000		50,000
314 A	Florida Network of Youth and Family Services - Stop Now and Plan (Senate Form 1071) (HB 4337)	250,000		250,000
314 A	Florida Baptist Children's Homes - One More Child Family Support Services (Senate Form 1174) (HB 3199)	200,000		200,000
314 A	Miami Bridge - Host Homes for Youth (Senate Form 1182)	150,000		150,000
335	South Florida State Hospital	3,357,623		3,357,623
335	South Florida Evaluation and Treatment Center	783,720		783,720
348	CESC, Inc. - Homeless Services (Senate Form 1996) (HB 4367)	1,000,000		1,000,000
362 A	Grants And Aids To Local Governments And Nonstate Entities - Fixed Capital Outlay - Facilities And Shelters Providing Services To Indigent Populations	30,000		30,000

Vetoed Appropriations Fiscal Year 2019-20

Line #	Title	General Revenue	Trust Fund	Total
380	Lutheran Services Managing Entity for administrative workload increases (Senate Form 2617)	200,000		200,000
381 B	Grants And Aids To Local Governments And Nonstate Entities - Fixed Capital Outlay - Starting Point Behavioral Healthcare Rehabilitation Program Facility - West Nassau County	500,000		500,000
398	Little Havana Activities and Nutrition Center - Adult Day Care (Senate Form 1612) (HB 3371)	1,000,000		1,000,000
398	Federation Transportation Services, Inc. (Senate Form 1452) (HB 2445)	250,000		250,000
404 A	Easter Seals of South Florida - Kendall (Senate Form 1420) (HB 3379)	650,000		650,000
404 B	City of Hialeah Gardens - Therapy Pool for the Physically Challenged (HB 4567)	550,000		550,000
450	Common Threads - Health Nutrition Education (Senate Form 1834) (HB 3933)	350,000		350,000
450	Alachua County Organization for Rural Needs (ACORN) (Senate Form 1082) (HB 3289)	300,000		300,000
467	Implementation of Pulmonary Nontuberculosis Mycobacterial Disease Testing Methods and Epidemiological Research	81,059	438,204	519,263
612	Inmate Mental Health Services Compliance at Contracted Facilities (Senate Form 2406) (HB 4801)	340,948		340,948
745	Fort Myers Reentry Initiative (FMRI) (Senate Form 1366) (HB 3411)	750,000		750,000
1222	AMKids Credit Recovery Program (Senate Form 1784) (HB 3897)	500,000		500,000
1222	KinderVision Foundation - The Greatest Save Teen PSA Program (Senate Form 2386) (HB 4995)	200,000		200,000
1222	North Miami Beach Police Athletic League STEM/Robotics Leadership Academy (Senate Form 1620) (HB 2941)	75,000		75,000
1222	Reichert House Youth Academy (Senate Form 2280)	100,000		100,000
1222	Tallahassee TEMPO Workforce Training for Disconnected Youth (Senate Form 2142) (HB 2451)	150,000		150,000
1229 A	Seminole County Juvenile Detention Center (Senate Form 2179) (HB 2135)	500,000		500,000
1278	City of West Palm Beach - Incident Command Vehicle (Senate Form 1533) (HB 2217)	150,000		150,000
1281	City of Opa-Locka Crime Prevention Technologies (Senate Form 1683) (HB 2029)	255,200		255,200
1281	Orlando Police Department Rapid DNA (Senate Form 1408) (HB 2607)	100,000		100,000
1281	D/S Gentry Regional Public Safety Training Center (Senate Form 1297) (HB 3603)	400,000		400,000
1286 A	Cape Coral - Public Safety Gun Range (Senate Form 1541) (HB 3957)	500,000		500,000
1286 A	Real Time Crime Center Expansion (Senate Form 2211) (HB 2369)	500,000		500,000
1286 A	D/S Gentry Regional Public Safety Training Center (Senate Form 1297) (HB 3603)	4,570,000		4,570,000
1286 A	Public Safety Training Facility (Senate Form 2336) (HB 3055)	965,000		965,000
1499	Miami International Agriculture, Horse, and Cattle Show (Senate Form 1431) (HB 4049)	98,850		98,850
1502 A	Special Categories - Urban Aquaponics Farming	150,000		150,000
1505 C	4Roots Farm and Agriculture Center (Senate Form 1559) (HB 4101)	650,000		650,000
1505 C	Putnam County Fair Association (Senate Form 1898) (HB 4241)	750,000		750,000
1505 C	Washington County Agriculture Center (Senate Form 1598) (HB 4889)	50,000		50,000
1534	Laurel Wilt Survey and Mitigation Program (Senate Form 2425) (HB 2549)		150,000	150,000
1552 A	Grants And Aids To Local Governments And Nonstate Entities - Fixed Capital Outlay - Treasure Coast Food Bank	700,000		700,000
1552 B	Grants And Aids To Local Governments And Nonstate Entities - Fixed Capital Outlay - Feeding Tampa Bay	193,000		193,000
1606 B	Fixed Capital Outlay - Conservation And Rural Land Protection Easements And Agreements	200,000		200,000
1638 A	Grants And Aids To Local Governments And Nonstate Entities - Fixed Capital Outlay - Grants And Aids - Port Manatee Seagrass Mitigation At Perico	1,500,000		1,500,000

Vetoed Appropriations Fiscal Year 2019-20

Line #	Title	General Revenue	Trust Fund	Total
1657 B	Grants And Aids To Local Governments And Nonstate Entities - Fixed Capital Outlay - Site Cleanup / Community Development	200,000		200,000
1661	Sand and Grit Wastewater (HB 4885/Senate Form 2135)		2,000,000	2,000,000
1689	Study of Deltona Water	200,000		200,000
1689	ShoreLock Coastal Erosion Pilot Project (HB 4549)	202,500		202,500
1695 C	Grants And Aids To Local Governments And Nonstate Entities - Fixed Capital Outlay - Grants And Aids - Tampa Bay Watch - Shell Key Access And Water Quality	1,000,000		1,000,000
1701 A	Grants And Aids To Local Governments And Nonstate Entities - Fixed Capital Outlay - Grants And Aid - Fort Meade Phosphorus Reduction	200,000		200,000
1724 A	Grants And Aids To Local Governments And Nonstate Entities - Fixed Capital Outlay - Grants And Aids - Energy Efficiency Projects	220,000		220,000
1747 A	Apopka Birding Park (HB 4595/Senate Form 1308)	184,175		184,175
1747 A	Cape Coral Sirenia Vista Park (HB 4301/Senate Form 1328)	650,000		650,000
1747 A	Leon County Orchard Pond Greenway Trail, Phase II (HB 2077/Senate Form 2119)	300,000		300,000
1747 A	Macclenny Youth Soccer Field (HB 3277/Senate Form 2439)	264,500		264,500
1747 A	North Miami Beach Snake Creek Canal Park (HB 2507/Senate Form 1139)	200,000		200,000
1989 A	FCO - Amelia Island, An Environmental Branding Initiative (Senate Form 2325) (HB 3247)		817,702	817,702
1989 A	FCO - Pembroke Pines Senior Transportation Program (Senate Form 1631) (HB 2921)		288,000	288,000
1989 A	FCO - AVE Banyan Project at Opa Locka Executive Airport (Senate Form 2297) (HB 3515)		1,500,000	1,500,000
1989 A	FCO - Woodbine Road (CR 197) 4 Lane Expansion (Senate Form 2208) (HB 4391)		250,000	250,000
1989 A	FCO - The Industrial Park Connector (Senate Form 2209) (HB 4395)		1,000,000	1,000,000
1989 A	FCO - HART Intelligent Transportation System (ITS) Upgrade (Senate Form 1807) (HB 9203)		500,000	500,000
1989 A	FCO - Miami Lakes Business Park SE Resilient Transportation Infrastructure Project (Senate Form 1185) (HB 3735)		853,000	853,000
1989 A	FCO - City of Miami Springs: South Royal Poinciana Median (Senate Form 1448) (HB 3905)		750,000	750,000
1989 A	FCO - Hegener Drive Extension (Senate Form 2318) (HB 3885)		893,750	893,750
1989 A	FCO - Bradenton Beach SR 789 Multi-Modal Capacity Project (Senate Form 2427) (HB 4969)		2,000,000	2,000,000
1989 A	FCO - Downtown Miami Pedestrian Bridge - Phase 1 (Senate Form 1134) (HB 4019)		300,000	300,000
1989 A	FCO - Town of Loxahatchee Groves North Rd. Equestrian Trails (Senate Form 2309) (HB 4543)		47,500	47,500
1989 A	FCO - Reaching Beyond the Sunrail Station (Senate Form 2174) (HB 2111)		200,000	200,000
1989 A	FCO - Sport Aviation Village (Senate Form 1689) (HB 4153)		500,000	500,000
1989 A	FCO - Pensacola Airport MRO Campus Expansion (Senate Form 2140) (HB 2593)		1,500,000	1,500,000
1989 A	FCO - Miami Shores Village-Wide Traffic Calming (Senate Form 1243) (HB 2333)		410,500	410,500
1989 A	FCO - Palmetto Roadway and Drainage Improvements (Senate Form 1811) (HB 4045)		481,000	481,000
1989 A	FCO - Jacob Bus Shelter (Senate Form 1576)		67,459	67,459
1989 A	FCO - Altamonte Springs P3 AV Smart Corridor Project (Senate Form 2178) (HB 4043)		1,000,000	1,000,000
1989 A	FCO - W. Cervantes Street Pedestrian Safety Improvements (Senate Form 2201) (HB 2611)		600,000	600,000
1989 A	FCO - Land O' Lakes US 41 Landscape Rehabilitation (Senate Form 1450) (HB 2033)		1,000,000	1,000,000
1989 A	FCO - Millers Bayou Working Waterfront Enhancements (Senate Form 1618) (HB 2025)		1,000,000	1,000,000

Vetoed Appropriations Fiscal Year 2019-20

Line #	Title	General Revenue	Trust Fund	Total
1989 A	FCO - I-395 Underdeck Open-Space and Heritage Trail (Senate Form 2368) (HB 2715)		800,000	800,000
1989 A	FCO - Northwest Florida I-10 Industrial Park Improvements (Senate Form 2389) (HB 4393)		500,000	500,000
1989 A	FCO - CR 437 Realignment from Central Avenue to SR 46 (Senate Form 1048) (HB 4591)		750,000	750,000
1989 A	FCO - US 331/CR 30A Improvements - Walton County (HB 4861)		1,000,000	1,000,000
1989 A	FCO - Pedestrian Crossing Installation (Senate Form 2212) (HB 9165)		750,000	750,000
2238	Orlando Citrus Parade (Senate Form 2025) (HB 4889)		100,000	100,000
2273 A	Special Categories - Grants And Aids - Business Partnerships/Skill Assessment And Training	2,000,000		2,000,000
2307 A	Arcadia Boys and Girls Club Gym Renovation (Senate Form 1721) (HB 9085)	500,000		500,000
2307 A	Moccasin Slough Educational Center for Natural Resources (Senate Form 2340) (HB 4127)	900,000		900,000
2307 A	City of Deerfield Beach Acquisition of Beach Lots (Senate Form 1998) (HB 3817)	425,000		425,000
2307 A	Food Desert Support (Senate Form 2448)	100,000		100,000
2307 A	Marie Selby Botanical Gardens Master Site Plan (Senate Form 1349) (HB 2421)	600,000		600,000
2307 A	NeighborWorks Florida Collaborative - Catalyst for Florida (Senate Form 1189) (HB 2199)	250,000		250,000
2307 A	Camp Matecumbe Gym Renovation (Senate Form 1728) (HB 3195)	250,000		250,000
2307 A	The Cuban-American Experience (Senate Form 2634) (HB 2551)	300,000		300,000
2307 A	United Way of Florida - Financial Literacy and Prosperity Program (Senate Form 1859) (HB 3693)	500,000		500,000
2307 A	Centennial Park Restoration Project (Senate Form 1477) (HB 3711)	1,000,000		1,000,000
2307 A	Northeast Florida Multi-Purpose Youth Sports Complex (HB 4175)	3,500,000		3,500,000
2307 A	Government Communications Network Digital Upgrade (Senate Form 1657)	900,000		900,000
2307 A	SPCA Tampa Bay Shelter Expansion (Senate Form 2454) (HB 3651)	250,000		250,000
2307 A	Golden Ocala Golf and Equestrian Club LPGA Tournament (Senate Form 1851) (HB 3393)	250,000		250,000
2307 A	Belle Glade Community and Recreation Center (Senate Form 1806) (HB 2629)	3,250,000		3,250,000
2307 A	SMART Tamarac - Public Safety FiberOptic Network (Senate Form 1234) (HB 4947)	450,000		450,000
2314 A	Doctors' Memorial Hospital - Critical Rural Health Clinic (Senate Form 1659) (HB 4853)	1,000,000		1,000,000
2315	Jacksonville Urban Core Workforce Housing Project (Senate Form 2071) (HB 4303)		8,000,000	8,000,000
2322 A	Latin Chamber of Commerce of USA/CAMACOL (Senate Form 1930) (HB 3241)		400,000	400,000
2322 B	Marine Research Hub of South Florida (Senate Form 2235) (HB 3685)	500,000		500,000
2322 B	BRIDG Purchase and Install Tools (Senate Form 2219) (HB 4517)	6,000,000		6,000,000
2449 A	BRIDG - Fire Safety Program (Senate Form 2282)		250,000	250,000
2449 A	Brooksville Replacement of Fire Trucks and Equipment (Senate Form 1500) (HB 4161)		325,000	325,000
2449 A	Jacksonville Fire Gear Extractors and Dryers (Senate Form 1954) (HB 2103)		278,621	278,621
2449 A	North River Fire District DHS/FEMA PSGP Grant (Senate Form 1858) (HB 2413)		80,000	80,000
2456 A	Apopka Fire Station 6 (Senate Form 1247) (HB 2185)		500,000	500,000
2456 A	Cedar Hammock Fire Control District Regional Training Tower (Senate Form 1343) (HB 2417)		1,000,000	1,000,000
2456 A	Coral Gables Public Safety Building and Regional EOC (HB 3037)		1,000,000	1,000,000
2456 A	Dunedin EOC/Fire Training Facility (Senate Form 1271) (HB 2261)		1,000,000	1,000,000
2456 A	Marco Island - Barrier Island Emergency Services Fire Services (Senate Form 1262) (HB 3581)		500,000	500,000
2456 A	Midway Fire District (HB 2605)		500,000	500,000

Vetoed Appropriations Fiscal Year 2019-20

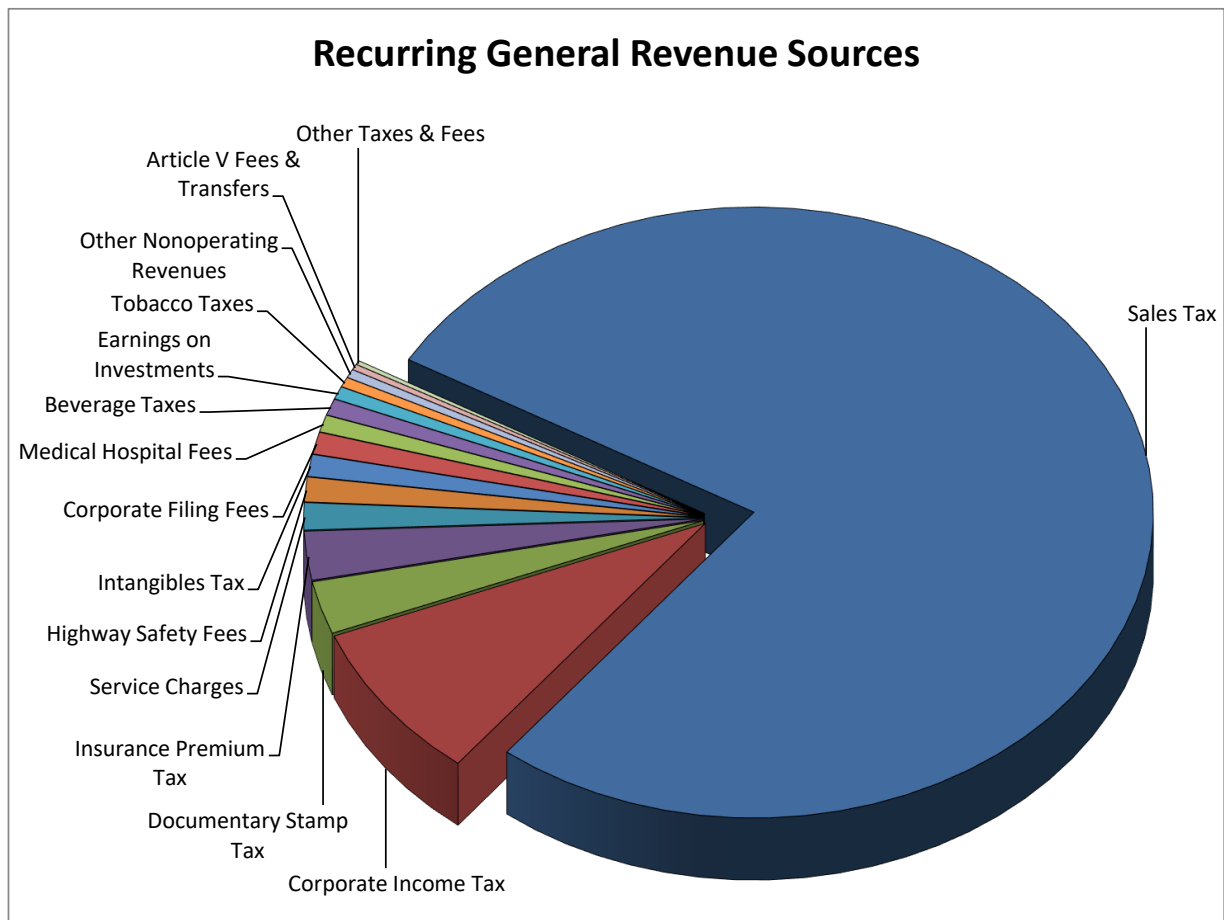
Line #	Title	General Revenue	Trust Fund	Total
2456 A	Ocean City - Wright Fire Department / Northwest Florida State (Senate Form 2268) (HB 2017)		500,000	500,000
2456 A	Pembroke Pines Fire Station 69 Project (Senate Form 2604) (HB 2355)		500,000	500,000
2649	Margate Mobile Command Vehicle (Senate Form 1068) (HB 2897)	250,000		250,000
2649	Statewide Regional Evacuation Study Update - NEFRC/RPC (Senate Form 1513) (HB 3235)	1,200,000		1,200,000
2669	City of LaBelle Civic Center Emergency Generator (Senate Form 1072) (HB 2753)	65,000		65,000
2669	City of LaBelle City Hall Emergency Generator (Senate Form 1073) (HB 2757)	45,000		45,000
2669	Emergency Response and Operation Center Improvement (Senate Form 1183) (HB 3747)	1,072,000		1,072,000
2669	City of Hollywood Disaster Recovery Center Generator (Senate Form 2371) (HB 2101)	150,000		150,000
2942 A	Special Categories - Lee County Public Safety Communications Infrastructure	1,250,000		1,250,000
3109 A	Special Categories - Child Support Employment And Verification Tool	750,000		750,000
3174	Schooner Western Union State Flagship Restoration (Senate Form 1436) (HB 3675)	100,000		100,000
3207 A	Ruth Eckerd Hall Expanding the Experience Campaign (Senate Form 2265) (HB 2567)	500,000		500,000
3207 A	Camp Blanding Museum Expansion Project (Senate Form 2228) (HB 4141)	750,000		750,000
3207 A	Carter G. Woodson African American Museum (Senate Form 2411) (HB 4599)	250,000		250,000
3229 B	Aid To Local Governments - Santa Rosa County Judicial Center	250,000		250,000
Subtotal Line Items		87,073,267	38,280,736	125,354,003
B0009	University of Florida Music Building Revert and Reappropriate	5,927,338		5,927,338
Grand Total		93,000,605	38,280,736	131,281,341

Chart 9
Projected FY 2019-20 Recurring General Revenue Sources
Adjusted for Measures Affecting Revenue
(Dollars In Millions)

Funding Source	Dollars	Percent
Sales Tax	26,047.3	77.3%
Corporate Income Tax	2,817.0	8.4%
Documentary Stamp Tax	941.7	2.8%
Insurance Premium Tax	870.3	2.6%
Service Charges	483.7	1.4%
Highway Safety Fees	438.3	1.3%
Intangibles Tax	390.1	1.2%
Corporate Filing Fees	389.1	1.2%
Medical Hospital Fees	302.1	0.9%
Beverage Taxes	293.6	0.9%
Earnings on Investments	227.1	0.7%
Tobacco Taxes	174.9	0.5%
Other Nonoperating Revenues	151.3	0.4%
Article V Fees & Transfers	101.1	0.3%
Other Taxes & Fees	71.5	0.2%
Total Recurring General Revenue	33,699.1	100.0%
Less: Refunds	(394.9)	
Net Recurring General Revenue	33,304.2	

Note: As displayed here, recurring General Revenue sources do not include any Outlook adjustments for federal funds interest payments.

Note: The sources listed represent the top 14 revenue sources in descending magnitude of their contribution to General Revenue. "Other Taxes & Fees" also includes Parimutuels Tax and Severance Tax which contribute 0.1% or less each. Subtotals and totals may not add due to rounding.



GENERAL REVENUE FUND
CONSENSUS REVENUE ESTIMATING CONFERENCE
RETROSPECT
FY 2016-17 and FY 2017-18
(\$ MILLIONS)

DATE: November 15, 2018

	<u>RECURRING</u>	<u>NON- RECURRING</u>	<u>TOTAL</u>
FUNDS AVAILABLE 2016-17			
Balance Forward from 2015-16	0.0	1,891.8	1,891.8
Revenue Collections	29,628.2	(27.4)	29,600.8
Sales Tax Accounting Adjustment	0.0	(40.1)	(40.1)
BP Settlement Agreement Payment State Share	26.7	73.3	100.0
Transfers from Trust Funds	0.0	260.9	260.9
FEMA Reimbursements	0.0	19.5	19.5
Miscellaneous Adjustments	0.0	0.3	0.3
Fixed Capital Outlay Reversions	0.0	3.4	3.4
Federal Funds Interest Payment	(0.3)	0.0	(0.3)
Total 2016-17 Funds Available	29,654.6	2,181.7	31,836.3
EXPENDITURES 2016-17			
Operations	14,952.2	354.6	15,306.8
Aid to Local Government	14,404.1	170.1	14,574.2
Fixed Capital Outlay	69.7	121.8	191.5
Fixed Capital Outlay/Aid to Local Government	2.7	200.4	203.1
Transfer to Budget Stabilization Fund	0.0	30.7	30.7
Transfer to Clerk of Courts Trust Fund	0.0	7.0	7.0
Miscellaneous Nonoperating Expenditures	0.0	8.5	8.5
Total 2016-17 Expenditures	29,428.7	893.1	30,321.8
ENDING BALANCE	225.9	1,288.6	1,514.5

The cash balance in the Budget Stabilization Fund (not shown here) at the end of FY 2016-17 was \$1,384.4 million. The revenue collections for FY 2016-17 do not include payments received by the state that are related to the continuation of banked card games. These payments were accounted for separately (effectively held in reserve) and totaled \$166.5 million in FY 2016-17. The first payment of \$400 million from the BP Settlement Agreement was received on July 1, 2016. Pursuant to Chapter 2017-63, L.O.F., 75 percent of all payments to the state must be transferred immediately from the General Revenue Fund to the Triumph Gulf Coast Trust Fund for subsequent transfer to a trust account held by Triumph Gulf Coast, Inc. The revenue numbers shown here are net of this transfer.

FUNDS AVAILABLE 2017-18			
Balance Forward from 2016-17	0.0	1,514.5	1,514.5
Revenue Collections	30,850.5	406.1	31,256.6
Sales Tax Accounting Adjustment	0.0	0.0	0.0
BP Settlement Agreement Payment State Share	26.7	(26.7)	0.0
Transfers from Trust Funds	0.0	449.8	449.8
Release of Indian Gaming Reserve	0.0	226.8	226.8
FEMA Reimbursements	0.0	22.2	22.2
Miscellaneous Adjustments	0.0	0.1	0.1
Fixed Capital Outlay Reversions	0.0	6.6	6.6
Federal Funds Interest Payment	(0.3)	0.0	(0.3)
Total 2017-18 Funds Available	30,876.8	2,599.4	33,476.2
EXPENDITURES 2017-18			
Operations	15,710.9	411.0	16,121.9
Aid to Local Government	15,126.4	8.0	15,134.4
Fixed Capital Outlay	149.9	234.0	383.9
Fixed Capital Outlay/Aid to Local Government	2.1	149.4	151.5
Transfer to Budget Stabilization Fund	0.0	32.1	32.1
Transfer to Clerk of Courts Trust Fund	0.0	0.0	0.0
Miscellaneous Nonoperating Expenditures	0.0	6.5	6.5
Total 2017-18 Expenditures	30,989.3	841.0	31,830.3
ENDING BALANCE	(112.5)	1,758.4	1,645.9

The cash balance in the Budget Stabilization Fund (not shown here) at the end of FY 2017-18 was \$1,416.5 million. Based on the Settlement Agreement and Stipulation entered into between the Seminole Tribe of Florida and the State of Florida in July 2017, the payments associated with banked card games that the state has held in reserve (\$233.8 million) were released in August 2017, and no future payments will be placed in reserve. The total reserve release shown is net of the \$7.0 million local distribution. Amounts are displayed to one decimal place but calculated at the full dollar amount, so they may not add to the total.

GENERAL REVENUE FUND
FINANCIAL OUTLOOK STATEMENT

Post-Session, Including Results of 2019 Regular Session
FY 2018-19 through FY 2023-24
(\$ MILLIONS)

DATE: July 12, 2019

	<u>RECURRING</u>	<u>NON- RECURRING</u>	<u>TOTAL</u>
FUNDS AVAILABLE 2018-19			
Balance Forward from 2017-18	0.0	1,645.9	1,645.9
Estimated Revenues	32,536.0	370.6	32,906.6
Loss of Indian Gaming Revenue	0.0	(66.6)	(66.6)
Measures Affecting Revenue (2019)	0.0	0.0	0.0
BP Settlement Agreement Payment State Share (D)	26.7	0.0	26.7
HB 5001 (2018) Transfers from Trust Funds (Net of Vetoes; Line Item 611, s. 97)	0.0	398.6	398.6
Fixed Capital Outlay Reversions	0.0	2.0	2.0
FEMA Reimbursements (Irma, Harvey, Maria, Michael)	0.0	151.1	151.1
Budget Amendments - Revert FCO Carry Forward (#162,186)	0.0	7.0	7.0
SB 2500 (2019) - Revert FCO Carry Forward (s. 62)	0.0	0.9	0.9
Federal Funds Interest Earnings Rebate	(1.5)	0.0	(1.5)
Total 2018-19 Funds Available (A) (B) (C) (D)	32,561.2	2,509.5	35,070.7
EFFECTIVE APPROPRIATIONS 2018-19			
State Operations	16,210.2	734.6	16,944.8
Aid to Local Government	15,507.1	(78.6)	15,428.5
Fixed Capital Outlay	55.0	187.7	242.7
Fixed Capital Outlay/Aid to Local Government	1.8	230.8	232.6
HB 5001 (2018) Transfer to Budget Stabilization Fund (s. 98) (A)	0.0	66.5	66.5
Transfer to Lawton Chiles Endowment Fund (C)	0.0	0.0	0.0
Budget Amendments - Campaign Finance Match	0.0	9.9	9.9
Budget Amendments - Bridge Loans	0.0	28.0	28.0
Budget Amendments - Red Tide Response	0.0	17.2	17.2
Budget Amendments - Hurricane Michael Response	0.0	511.0	511.0
Reappropriations - 2017-18 Hurricane Response	0.0	48.2	48.2
Reappropriations - Other (Chs. 2016-230, 2017-69, 2018-9, 2018-118, L.O.F.)	0.0	27.1	27.1
SB 2500 (2019) Reversions (ss. 12,13,22)	0.0	(160.8)	(160.8)
SB 2500 (2019) Supplemental Appropriations (ss. 18,27,28,30,35,36,45,46,47,48,70)	0.0	98.6	98.6
Bills with Appropriations (Net of Vetoes)	0.0	0.2	0.2
Total 2018-19 Effective Appropriations	31,774.1	1,720.4	33,494.5
ENDING BALANCE (B) (C)	787.1	789.1	1,576.2
FUNDS AVAILABLE 2019-20			
Balance Forward from 2018-19	0.0	1,576.2	1,576.2
Estimated Revenues	33,499.5	7.0	33,506.5
Loss of Indian Gaming Revenue	0.0	(346.7)	(346.7)
Measures Affecting Revenue (2019)	(195.3)	83.7	(111.6)
BP Settlement Agreement Payment State Share (D)	26.7	0.0	26.7
SB 2500 (2019) Trust Fund Transfers (Net of Vetoes; Line Item 609; s. 99)	0.0	343.3	343.3
Unused Appropriations/Reversions	0.0	94.9	94.9
Fixed Capital Outlay Reversions	0.0	2.0	2.0
Federal Funds Interest Earnings Rebate	(3.3)	0.0	(3.3)
Total 2019-20 Funds Available (A) (B) (C) (D)	33,327.6	1,760.4	35,088.0

GENERAL REVENUE FUND
FINANCIAL OUTLOOK STATEMENT

Post-Session, Including Results of 2019 Regular Session
FY 2018-19 through FY 2023-24
(\$ MILLIONS)

DATE: July 12, 2019

	<u>RECURRING</u>	<u>NON- RECURRING</u>	<u>TOTAL</u>
EFFECTIVE APPROPRIATIONS 2019-20			
SB 2500 (2019) General Appropriations Act (ss. 1-7)	32,898.9	1,125.1	34,024.0
SB 2500 (2019) Vetoes (ss. 1-7)	(13.1)	(74.0)	(87.1)
SB 2500 (2019) Transfer to Budget Stabilization Fund (s. 100) (A)	0.0	91.2	91.2
Bills with Appropriations (Net of Vetoes)	4.5	0.7	5.2
Total 2019-20 Effective Appropriations	<u>32,890.3</u>	<u>1,143.0</u>	<u>34,033.3</u>
ENDING BALANCE (B) (C)	437.3	617.4	1,054.7
FUNDS AVAILABLE 2020-21			
Balance Forward from 2019-20	0.0	1,054.7	1,054.7
Estimated Revenues	34,707.9	230.1	34,938.0
Measures Affecting Revenue (2019)	(200.6)	42.0	(158.6)
Loss of Indian Gaming Revenue	0.0	(337.1)	(337.1)
BP Settlement Agreement Payment State Share (D)	26.7	0.0	26.7
Unused Appropriations/Reversions	0.0	94.9	94.9
Fixed Capital Outlay Reversions	0.0	2.0	2.0
Federal Funds Interest Earnings Rebate	(1.1)	0.0	(1.1)
Total 2020-21 Funds Available (A) (B) (C) (D)	<u>34,532.9</u>	<u>1,086.6</u>	<u>35,619.5</u>
FUNDS AVAILABLE 2021-22			
Estimated Revenues	35,899.1	294.9	36,194.0
Measures Affecting Revenue (2019)	(205.6)	1.3	(204.3)
Loss of Indian Gaming Revenue	0.0	(345.3)	(345.3)
BP Settlement Agreement Payment State Share (D)	26.7	0.0	26.7
Unused Appropriations/Reversions	0.0	94.9	94.9
Fixed Capital Outlay Reversions	0.0	2.0	2.0
Federal Funds Interest Earnings Rebate	(1.3)	0.0	(1.3)
Total 2021-22 Funds Available (A) (B) (C) (D)	<u>35,718.9</u>	<u>47.8</u>	<u>35,766.7</u>
FUNDS AVAILABLE 2022-23			
Estimated Revenues	37,025.6	305.2	37,330.8
Measures Affecting Revenue (2019)	(210.7)	0.7	(210.0)
Loss of Indian Gaming Revenue	0.0	(353.0)	(353.0)
BP Settlement Agreement Payment State Share (D)	26.7	0.0	26.7
Unused Appropriations/Reversions	0.0	94.9	94.9
Fixed Capital Outlay Reversions	0.0	2.0	2.0
Federal Funds Interest Earnings Rebate	(1.5)	0.0	(1.5)
Total 2022-23 Funds Available (A) (B) (D)	<u>36,840.1</u>	<u>49.8</u>	<u>36,889.9</u>

**GENERAL REVENUE FUND
FINANCIAL OUTLOOK STATEMENT**

Post-Session, Including Results of 2019 Regular Session
FY 2018-19 through FY 2023-24
(\$ MILLIONS)

DATE: July 12, 2019

	<u>RECURRING</u>	<u>NON- RECURRING</u>	<u>TOTAL</u>
FUNDS AVAILABLE 2023-24			
Estimated Revenues	38,112.3	360.5	38,472.8
Measures Affecting Revenue (2019)	(215.8)	0.0	(215.8)
Loss of Indian Gaming Revenue	0.0	(360.5)	(360.5)
BP Settlement Agreement Payment State Share (D)	26.7	0.0	26.7
Unused Appropriations/Reversions	0.0	94.9	94.9
Fixed Capital Outlay Reversions	0.0	2.0	2.0
Federal Funds Interest Earnings Rebate	(1.5)	0.0	(1.5)
Total 2023-24 Funds Available (A) (B) (D)	37,921.7	96.9	38,018.6

FOOTNOTES

- (A) The cash balance in the Budget Stabilization Fund (not shown here) at the time of this Outlook was \$1,483.0 million and included the FY 2018-19 transfer of \$66.5 million. The required balance for FY 2019-20 is \$1,574.2 million, requiring a transfer of \$91.2 million. Based on the March 14, 2019 forecast, which does not include the 2019 Measures Affecting Revenue, transfers of \$72.5 million in FY 2020-21, \$30.0 million in FY 2021-22, \$71.5 million in FY 2022-23, and \$62.8 million in FY 2023-24 will be required.
- (B) This financial statement is based on current law as it is currently administered. It does not include the potential effect of any legal actions which might affect revenues or appropriations. The Attorney General periodically issues an update on any such litigation. In addition, it does not recognize any projected deficits or surpluses in any spending programs unless specifically stated.
- (C) The 2012 General Appropriations Act transferred \$350.0 million from the Lawton Chiles Endowment Fund to the General Revenue Fund. House Bill 5301 (Chapter 2012-33, Laws of Florida) requires that an amount equal to the amount of Medical-Hospital Fees collected above the January 2012 revenue estimate be transferred back to the Endowment in the following fiscal years until repayment is complete. The actual revenues collected in FY 2017-18 were lower than the January 2012 estimate; thus, no transfer is required for FY 2018-19. The estimates of repayments for the term of this outlook statement are zero for FY 2019-20, and FY 2020-21. The final repayment of \$304.7 million (not shown on this Outlook) will be due in FY 2021-22, in accordance with section 409.915(8), F.S.
- (D) Payments are associated with the settlement reached in In re: Oil Spill by the Oil Rig "Deepwater Horizon" in the Gulf of Mexico, MDL No. 2179 (April 20, 2010). The payments are in consideration of the full and complete settlement and release of claims by the state for various damages. It provides a total payment to the State of Florida of \$2.0 billion over the period FY 2016-17 through FY 2032-33. The first payment of \$400 million was received on July 1, 2016. Annual payments of \$106.7 million will begin in FY 2018-19. Pursuant to Chapter 2017-63, L.O.F., 75 percent of all payments to the state must be transferred immediately from the General Revenue Fund to the Triumph Gulf Coast Trust Fund for subsequent transfer to a trust account held by Triumph Gulf Coast, Inc. The revenue numbers shown here are net of this transfer.

TOBACCO SETTLEMENT TRUST FUND
CONSENSUS REVENUE ESTIMATING CONFERENCE
RETROSPECT
FY 2016-17 and FY 2017-18
(\$ MILLIONS)

DATE: November 15, 2018

	<u>RECURRING</u>	<u>NON- RECURRING</u>	<u>TOTAL</u>
FUNDS AVAILABLE 2016-17			
Balance Forward from 2015-16	0.0	4.3	4.3
Annual Settlement Payments	341.6	0.0	341.6
Profit Adjustment	20.6	0.0	20.6
Transfer from Lawton Chiles Endowment	5.1	0.0	5.1
Miscellaneous Revenue	0.0	0.1	0.1
Interest Earnings	0.5	0.0	0.5
Total 2016-17 Funds Available	367.8	4.4	372.2
EXPENDITURES 2016-17			
Agency for Health Care Administration	266.0	19.4	285.4
Department of Health Tobacco Prevention and Education	66.3	0.0	66.3
Total 2016-17 Expenditures	332.3	19.4	351.7
AVAILABLE RESERVES	35.5	(15.0)	20.5
FUNDS AVAILABLE 2017-18			
Balance Forward from 2016-17	0.0	20.5	20.5
Annual Settlement Payments	339.0	0.0	339.0
Profit Adjustment	25.6	(25.6)	0.0
Transfer from Lawton Chiles Endowment	5.7	0.0	5.7
Miscellaneous Revenue	0.0	0.1	0.1
Interest Earnings	1.3	0.0	1.3
Total 2017-18 Funds Available (A)	371.6	(5.1)	366.5
EXPENDITURES 2017-18			
Agency for Health Care Administration	296.2	0.0	296.2
Department of Health Tobacco Prevention and Education	67.2	0.0	67.2
Total 2017-18 Expenditures	363.4	0.0	363.4
AVAILABLE RESERVES (A)	8.2	(5.1)	3.1

(A) Amounts are displayed to one decimal place but calculated at the full dollar amount, so they may not add to the total.

TOBACCO SETTLEMENT TRUST FUND

FINANCIAL OUTLOOK STATEMENT

Post-Session, Including Results of 2019 Regular Session
FY 2018-19 through FY 2023-24
(\$ MILLIONS)

DATE: July 12, 2019

	<u>RECURRING</u>	<u>NON- RECURRING</u>	<u>TOTAL</u>
FUNDS AVAILABLE 2018-19			
Balance Forward from 2017-18	0.0	3.1	3.1
Expected Payments Estimate (C)	334.5	0.0	334.5
Liggett Settlement Payment	0.3	0.0	0.3
Transfer from Lawton Chiles Endowment Fund (A)	5.9	0.0	5.9
Interest Earnings	2.1	0.0	2.1
Total 2018-19 Funds Available	342.8	3.1	345.9
EFFECTIVE APPROPRIATIONS 2018-19			
Agency for Health Care Administration	307.2	0.0	307.2
Tobacco Prevention and Education	70.4	0.0	70.4
Budget Amendment #478	(29.1)	0.0	(29.1)
SB 2500 (2019) Supplemental Appropriation (s. 93)(D)	(2.6)	0.0	(2.6)
Total 2018-19 Effective Appropriations	345.9	0.0	345.9
AVAILABLE RESERVES	(3.1)	3.1	0.0
FUNDS AVAILABLE 2019-20			
Balance Forward from 2018-19	0.0	0.0	0.0
Expected Payments Estimate (C)	332.5	0.0	332.5
Liggett Settlement Payment	0.3	0.0	0.3
Transfer from Lawton Chiles Endowment Fund (A)	6.2	0.0	6.2
Interest Earnings	2.2	0.0	2.2
Total 2019-20 Funds Available	341.2	0.0	341.2
EFFECTIVE APPROPRIATIONS 2019-20			
Agency for Health Care Administration	269.1	0.0	269.1
Tobacco Prevention and Education	72.1	0.0	72.1
Total 2019-20 Effective Appropriations	341.2	0.0	341.2
AVAILABLE RESERVES	0.0	0.0	0.0
FUNDS AVAILABLE 2020-21			
Balance Forward from 2019-20	0.0	0.0	0.0
Expected Payments Estimate (C)	335.2	0.0	335.2
Liggett Settlement Payment	0.3	0.0	0.3
Transfer from Lawton Chiles Endowment Fund (A)	6.4	0.0	6.4
Interest Earnings	2.3	0.0	2.3
Total 2020-21 Funds Available (B)	344.2	0.0	344.2
FUNDS AVAILABLE 2021-22			
Expected Payments Estimate (C)	340.0	0.0	340.0
Liggett Settlement Payment	0.3	0.0	0.3
Transfer from Lawton Chiles Endowment Fund (A)	6.7	0.0	6.7
Interest Earnings	2.4	0.0	2.4
Total 2021-22 Funds Available (B)	349.4	0.0	349.4

TOBACCO SETTLEMENT TRUST FUND

FINANCIAL OUTLOOK STATEMENT

Post-Session, Including Results of 2019 Regular Session
FY 2018-19 through FY 2023-24
(\$ MILLIONS)

DATE: July 12, 2019

	<u>RECURRING</u>	<u>NON-RECURRING</u>	<u>TOTAL</u>
FUNDS AVAILABLE 2022-23			
Expected Payments Estimate (C)	345.2	0.0	345.2
Liggett Settlement Payment	0.3	0.0	0.3
Transfer from Lawton Chiles Endowment Fund (A)	7.0	0.0	7.0
Interest Earnings	2.4	0.0	2.4
Total 2022-23 Funds Available (B)	354.9	0.0	354.9
FUNDS AVAILABLE 2023-24			
Expected Payments Estimate (C)	350.6	0.0	350.6
Liggett Settlement Payment	0.3	0.0	0.3
Transfer from Lawton Chiles Endowment Fund (A)	7.3	0.0	7.3
Interest Earnings	2.4	0.0	2.4
Total 2023-24 Funds Available (B)	360.6	0.0	360.6

FOOTNOTES

- (A) This financial outlook statement does not include the transfer from the Lawton Chiles Endowment Fund to the Biomedical Research Trust Fund under section 215.5601, Florida Statutes, nor does it include the appropriation from the trust fund. The transfer is projected to be \$0.6 million for FY 2018-19 through FY 2021-22 and \$0.7 million for FY 2022-23 and FY 2023-24.
- (B) The funds available figures are not adjusted for any financial obligation related to the constitutional funding requirement for tobacco education and prevention. The amount of the financial obligation is estimated to be \$73.5 million for FY 2020-21, \$75.1 million for FY 2021-22; \$76.8 million for FY 2022-23; and \$78.6 million for FY 2023-24.
- (C) On January 18, 2017, the State of Florida filed a Motion to Join ITG Brands, LLC as a Defendant and to enforce the Settlement Agreement in State of Florida, et. al., v. Am. Tobacco Co., R.J. Reynolds Tobacco Co., et. al., No. 95-1466 AH (Fla. 15th Cir. Ct.). On August 18, 2018, the Circuit Court entered a final judgment specifying the principal sum and interest due from R.J. Reynolds to the State of Florida for the period June 12, 2015, through April 30, 3018. This judgment was based on the court's rulings issued December 27, 2017, and May 24, 2018, collectively known as the "Liability Orders." The final judgment also provided guidance on how any future unpaid liability to the State should be calculated. While there is agreement as to the methodology and number, R.J. Reynolds has appealed the final decision regarding its liability. In response, the Conference has reversed its prior treatment of approximating the unpaid liability, and instead has projected continued unpaid liability based on the calculation adopted in the final judgment and R.J. Reynolds' subsequent actions. Since the Circuit Court has found that R.J. Reynolds should continue to make all payments under the tobacco settlement agreement as if there had been no transfer of brands to ITG, the Conference assumes that the State will ultimately prevail. While identified, no award has been incorporated into the forecast because the timing is unknown; however, the Conference expects the State will be fully compensated for its unpaid liability.
- (D) Section 93 of the 2019-20 General Appropriations Act provides legislative approval for Budget Amendment #398, which places \$2.6 million of the Tobacco Settlement Trust Fund appropriation into unbudgeted reserve.

EDUCATIONAL ENHANCEMENT TRUST FUND
CONSENSUS REVENUE ESTIMATING CONFERENCE
RETROSPECT
FY 2016-17 and FY 2017-18
(\$ MILLIONS)

DATE: November 15, 2018

	<u>RECURRING</u>	<u>NON- RECURRING</u>	<u>TOTAL</u>
FUNDS AVAILABLE 2016-17			
Balance Forward from 2015-16	0.0	176.9	176.9
Revenue from Lottery Ticket Sales	1,633.7	91.0	1,724.7
Revenue from Slot Machine Activity	191.6	0.7	192.3
Other Revenue (Transferred SUT Collection Allowance)	0.9	0.0	0.9
Refunds and Miscellaneous Revenue	1.1	0.0	1.1
Transfer from DOL Administrative Trust Fund	6.0	12.6	18.6
Interest Earnings	5.2	0.0	5.2
Total 2016-17 Funds Available (A)	1,838.5	281.1	2,119.6
EXPENDITURES 2016-17			
Public Schools	498.1	17.0	515.1
Workforce Education	88.5	0.0	88.5
State University System	291.1	13.3	304.4
Florida College System	260.5	13.3	273.8
Bright Futures	204.7	0.0	204.7
Student Financial Assistance	70.2	0.0	70.2
Miscellaneous (Transferred SUT Collection Allowance)	0.9	0.0	0.9
Debt Service on Lottery Bonds	305.5	0.0	305.5
Total 2016-17 Expenditures	1,719.5	43.5	1,763.0
AVAILABLE RESERVES (A)	119.0	237.6	356.6
FUNDS AVAILABLE 2017-18			
Balance Forward from 2016-17	0.0	356.6	356.6
Revenue from Lottery Ticket Sales	1,760.0	0.0	1,760.0
Revenue from Slot Machine Activity	190.4	3.6	194.0
Other Revenue (Transferred SUT Collection Allowance)	1.0	0.0	1.0
Refunds and Miscellaneous Revenue	1.5	0.0	1.5
Transfer from DOL Administrative Trust Fund	1.6	0.0	1.6
Interest Earnings	6.7	0.0	6.7
Total 2017-18 Funds Available	1,961.2	360.2	2,321.4
EXPENDITURES 2017-18			
Public Schools	433.8	206.9	640.7
Workforce Education	74.9	0.0	74.9
State University System	257.6	0.0	257.6
Florida College System	231.8	0.0	231.8
Bright Futures	388.1	0.0	388.1
Student Financial Assistance	59.4	0.0	59.4
Miscellaneous (Transferred SUT Collection Allowance)	1.0	0.0	1.0
Debt Service on Lottery Bonds	305.3	0.0	305.3
Total 2017-18 Expenditures	1,751.9	206.9	1,958.8
AVAILABLE RESERVES	209.3	153.3	362.6

(A) Amounts are displayed to one decimal place but calculated at the full dollar amount, so they may not add to the total.

EDUCATIONAL ENHANCEMENT TRUST FUND

FINANCIAL OUTLOOK STATEMENT

Post-Session, Including Results of 2019 Regular Session
FY 2018-19 through FY 2023-24
(\$ MILLIONS)

DATE: July 12, 2019

	<u>RECURRING</u>	<u>NON- RECURRING</u>	<u>TOTAL</u>
FUNDS AVAILABLE 2018-19			
Balance Forward from 2017-18	0.0	362.6	362.6
Revenues from Lottery Ticket Sales	1,856.8	0.0	1,856.8
Transfer from DOL Administrative Trust Fund	2.3	0.0	2.3
Revenues from Slot Machine Activity	202.6	0.0	202.6
Adjustment for Delay of 17-18 Slot Machine Transfer (A)	0.0	1.5	1.5
Interest Earnings	12.1	0.0	12.1
Total 2018-19 Funds Available	2,073.8	364.1	2,437.9
EFFECTIVE APPROPRIATIONS 2018-19			
Public Schools	512.1	245.5	757.6
Workforce Education	88.0	0.0	88.0
State University System	302.6	0.0	302.6
Florida College System	272.2	0.0	272.2
Bright Futures	519.1	0.0	519.1
Student Financial Assistance	69.8	0.0	69.8
SMART Schools/Classrooms First	101.3	0.0	101.3
Class Size Reduction/Debt Service	133.5	0.0	133.5
Other Education Facilities	6.6	0.0	6.6
Budget Amendments - Hurricane Michael (#350,368)	0.0	6.3	6.3
Budget Amendment - Bright Futures (#349)	0.0	25.4	25.4
SB 2500 (2019) Supplemental Appropriation - Bright Futures (s. 19)	0.0	14.3	14.3
Total 2018-19 Effective Appropriations	2,005.2	291.5	2,296.7
AVAILABLE RESERVES	68.6	72.6	141.2
FUNDS AVAILABLE 2019-20			
Balance Forward from 2018-19	0.0	141.2	141.2
Revenues from Lottery Ticket Sales	1,807.1	0.0	1,807.1
Transfer from DOL Administrative Trust Fund	1.6	0.0	1.6
Revenues from Slot Machine Activity	205.2	0.0	205.2
Interest Earnings	12.7	0.0	12.7
Total 2019-20 Funds Available	2,026.6	141.2	2,167.8
EFFECTIVE APPROPRIATIONS 2019-20			
Public Schools	473.5	118.2	591.7
Workforce Education	81.4	0.0	81.4
State University System	381.3	0.0	381.3
Florida College System	150.2	0.0	150.2
Bright Futures	595.1	0.0	595.1
Student Financial Assistance	64.5	0.0	64.5
SMART Schools/Classrooms First	82.3	0.0	82.3
Class Size Reduction/Debt Service	133.4	0.0	133.4
Other Education Facilities	6.7	0.0	6.7
Total 2019-20 Effective Appropriations	1,968.4	118.2	2,086.6
AVAILABLE RESERVES	58.2	23.0	81.2

EDUCATIONAL ENHANCEMENT TRUST FUND

FINANCIAL OUTLOOK STATEMENT

Post-Session, Including Results of 2019 Regular Session
FY 2018-19 through FY 2023-24
(\$ MILLIONS)

DATE: July 12, 2019

	<u>RECURRING</u>	<u>NON- RECURRING</u>	<u>TOTAL</u>
FUNDS AVAILABLE 2020-21			
Balance Forward from 2019-20	0.0	81.2	81.2
Revenues from Lottery Ticket Sales	1,839.2	0.0	1,839.2
Transfer from DOL Administrative Trust Fund	1.6	0.0	1.6
Revenues from Slot Machine Activity	207.8	0.0	207.8
Interest Earnings	13.5	0.0	13.5
Total 2020-21 Funds Available	2,062.1	81.2	2,143.3
FUNDS AVAILABLE 2021-22			
Revenues from Lottery Ticket Sales	1,864.2	0.0	1,864.2
Transfer from DOL Administrative Trust Fund	1.6	0.0	1.6
Revenues from Slot Machine Activity	210.3	0.0	210.3
Interest Earnings	13.8	0.0	13.8
Total 2021-22 Funds Available	2,089.9	0.0	2,089.9
FUNDS AVAILABLE 2022-23			
Revenues from Lottery Ticket Sales	1,890.0	0.0	1,890.0
Transfer from DOL Administrative Trust Fund	1.6	0.0	1.6
Revenues from Slot Machine Activity	212.9	0.0	212.9
Interest Earnings	13.7	0.0	13.7
Total 2022-23 Funds Available	2,118.2	0.0	2,118.2
FUNDS AVAILABLE 2023-24			
Revenues from Lottery Ticket Sales	1,940.9	0.0	1,940.9
Transfer from DOL Administrative Trust Fund	1.6	0.0	1.6
Revenues from Slot Machine Activity	215.6	0.0	215.6
Interest Earnings	14.0	0.0	14.0
Total 2023-24 Funds Available	2,172.1	0.0	2,172.1

FOOTNOTES

- (A) \$1.5 million of the FY 2017-18 Revenues from Slot Machine Activity was not transferred to the Educational Enhancement Trust Fund until FY 2018-19 due to insufficient budget authority.

STATE SCHOOL TRUST FUND
CONSENSUS REVENUE ESTIMATING CONFERENCE
RETROSPECT
FY 2016-17 and FY 2017-18
(\$ MILLIONS)

DATE: November 15, 2018

	<u>RECURRING</u>	<u>NON- RECURRING</u>	<u>TOTAL</u>
FUNDS AVAILABLE 2016-17			
Balance Forward from 2015-16	0.0	78.9	78.9
Transfers from Unclaimed Property TF	115.0	18.9	133.9
Nonoperating Revenue	1.7	0.0	1.7
Interest Earnings	1.1	0.0	1.1
Total 2016-17 Funds Available (A)	117.9	97.8	215.7
EXPENDITURES 2016-17			
Grants & Aids/ Florida Education Finance Program	74.8	52.2	127.0
Class Size Reduction	86.2	0.0	86.2
Total 2016-17 Expenditures	161.0	52.2	213.2
AVAILABLE RESERVES (A)	(43.1)	45.6	2.6
FUNDS AVAILABLE 2017-18			
Balance Forward from 2016-17	0.0	2.6	2.6
Transfers from Unclaimed Property TF	165.5	13.0	178.5
Nonoperating Revenue	1.6	0.0	1.6
Interest Earnings	0.4	0.0	0.4
Total 2017-18 Funds Available (A)	167.4	15.6	183.0
EXPENDITURES 2017-18			
Grants & Aids/ Florida Education Finance Program	38.0	10.3	48.3
Class Size Reduction	86.2	0.0	86.2
Total 2017-18 Expenditures	124.2	10.3	134.5
AVAILABLE RESERVES (A)	43.2	5.3	48.5

(A) Amounts are displayed to one decimal place but calculated at the full dollar amount, so they may not add to the total.

STATE SCHOOL TRUST FUND
FINANCIAL OUTLOOK STATEMENT

Post-Session, Including Results of 2019 Regular Session
FY 2018-19 through FY 2023-24
(\$ MILLIONS)

DATE: July 12, 2019

	<u>RECURRING</u>	<u>NON- RECURRING</u>	<u>TOTAL</u>
FUNDS AVAILABLE 2018-19			
Balance Forward from 2017-18	0.0	48.5	48.5
Estimated Transfers from Unclaimed Property TF	129.4	0.0	129.4
Nonoperating Revenue	1.6	0.0	1.6
Interest Earnings	0.4	0.0	0.4
Total 2018-19 Funds Available	131.4	48.5	179.9
EFFECTIVE APPROPRIATIONS 2018-19			
Florida Education Finance Program	32.8	0.0	32.8
Class Size Reduction	86.2	0.0	86.2
Total 2018-19 Effective Appropriations	119.0	0.0	119.0
AVAILABLE RESERVES	12.4	48.5	60.9
FUNDS AVAILABLE 2019-20			
Balance Forward from 2018-19	0.0	60.9	60.9
Estimated Transfers from Unclaimed Property TF (A)	116.6	0.0	116.6
Measures Affecting Revenue (2019)	(6.1)	0.0	(6.1)
Nonoperating Revenue	1.6	0.0	1.6
Interest Earnings	0.4	0.0	0.4
Total 2019-20 Funds Available (A)	112.5	60.9	173.4
EFFECTIVE APPROPRIATIONS 2019-20			
Florida Education Finance Program	32.4	55.9	88.3
Class Size Reduction	86.2	0.0	86.2
Total 2019-20 Effective Appropriations	118.6	55.9	174.5
AVAILABLE RESERVES (B)	(6.1)	5.0	(1.1)
FUNDS AVAILABLE 2020-21			
Balance Forward from 2019-20	0.0	0.0	0.0
Estimated Transfers from Unclaimed Property TF	137.0	0.0	137.0
Measures Affecting Revenue (2019)	(6.4)	0.0	(6.4)
Nonoperating Revenue	1.6	0.0	1.6
Interest Earnings	0.5	0.0	0.5
Total 2020-21 Funds Available	132.7	0.0	132.7
FUNDS AVAILABLE 2021-22			
Estimated Transfers from Unclaimed Property TF	141.2	0.0	141.2
Measures Affecting Revenue (2019)	(6.8)	0.0	(6.8)
Nonoperating Revenue	1.6	0.0	1.6
Interest Earnings	0.5	0.0	0.5
Total 2021-22 Funds Available	136.5	0.0	136.5

**STATE SCHOOL TRUST FUND
FINANCIAL OUTLOOK STATEMENT**

Post-Session, Including Results of 2019 Regular Session
FY 2018-19 through FY 2023-24
(\$ MILLIONS)

DATE: July 12, 2019

	<u>RECURRING</u>	<u>NON- RECURRING</u>	<u>TOTAL</u>
FUNDS AVAILABLE 2022-23			
Estimated Transfers from Unclaimed Property TF	145.4	0.0	145.4
Measures Affecting Revenue (2019)	(7.2)	0.0	(7.2)
Nonoperating Revenue	1.6	0.0	1.6
Interest Earnings	0.5	0.0	0.5
Total 2022-23 Funds Available	140.3	0.0	140.3
FUNDS AVAILABLE 2023-24			
Estimated Transfers from Unclaimed Property TF	149.6	0.0	149.6
Measures Affecting Revenue (2019)	(7.6)	0.0	(7.6)
Nonoperating Revenue	1.6	0.0	1.6
Interest Earnings	0.6	0.0	0.6
Total 2023-24 Funds Available	144.2	0.0	144.2

FOOTNOTES

- (A) Any property remitted to the state from the Federal Deposit Insurance Corporation (FDIC) that is not claimed by owners during a ten year period following the remittance of that property must be returned to the FDIC. The state received approximately \$29 million from the FDIC in the 2009-10 fiscal year. The Outlook contemplates a return of \$8.9 million of unclaimed funds to the FDIC in FY 2019-20.
- (B) It is assumed the projected deficit in FY 2019-20 will be resolved by the end of the fiscal year.

**Measures Affecting Revenue and Tax Administration - 2019 Regular Session
Increase/(Decrease) in \$ Millions
FINAL**

Chapter Law	BILL #	Issue	Tax	FY 19-20							
				GR		Trust		Local/Other		Total	
				Cash	Recur.	Cash	Recur.	Cash	Recur.	Cash	Recur.
2019-64	5	Local Surtax Election Timing and Approval Thresholds (Section 1)	Local Taxes and Fees	0.0	0.0	0.0	0.0	0.0	0.0	0.0	0.0
2019-66	87	Heavy Truck Registration Timing	Highway Safety Fees	0.0	0.0	0.0	0.0	0.0	0.0	0.0	0.0
2019-103	190	Excess Hour Surcharge (Section 10)	Tuition and Fees	0.0	0.0	0.0	0.0	(6.5)	(6.5)	(6.5)	(6.5)
2019-106	207	Impact Fees	Local Taxes and Fees	0.0	0.0	0.0	0.0	(**)	+/-	(**)	+/-
2019-47	252	Voluntary Contributions on Driver's License, ID Card and Motor Vehicle Registration	Highway Safety Fees	0.0	0.0	0.0	0.0	*	*	*	*
2019-19	310	Off-Highway Vehicles	Highway Safety Fees	*	*	*	*	*	*	*	*
2019-58	337	Court Filing Jurisdiction, Chapter 2008-111 Fees, and Clerks Funding	Article V Fees	2.7	(2.1)	0.3	1.7	0.0	0.2	3.0	(0.2)
2019-169	385	Greater Miami Toll Rebate Program (Section 14)	Local Taxes and Fees	0.0	0.0	0.0	0.0	(**)	(**)	(**)	(**)
2019-169	385	Miami-Dade MPO Fees (Section 11)	Local Taxes and Fees	0.0	0.0	0.0	0.0	(**)	(**)	(**)	(**)
2019-169	385	Miami-Dade Toll Increase Prohibition (Section 14)	Local Taxes and Fees	0.0	0.0	0.0	0.0	0/(**)	0/(**)	0/(**)	0/(**)
2019-75	447	Building Permit Search Fees	Local Taxes and Fees	0.0	0.0	0.0	0.0	0.0	0.0	0.0	0.0
2019-76	475	Vessel Lien Fees - Hull Damaged Vessel Titles (Section 8)	Highway Safety Fees	0.0	0.0	0.0	**	0.0	**	0.0	**
2019-76	475	Vessel Lien Fees - Title Lien Fees (Section 19)	Highway Safety Fees	0.0	0.0	0.0	(*)	0.0	0.0	0.0	(*)
2019-80	563	Domestic Violence	Reemployment Compensation	0.0	0.0	0/*	*	0.0	0.0	0/*	*
2019-24	593	Postsecondary Fee Waivers	Tuition and Fees	0.0	0.0	0.0	0.0	+/-	+/-	+/-	+/-
2019-83	673	Long-term Care Assessments	Insurance Premium Tax/Corporate Income Tax	0.0	+/-	0.0	+/-	0.0	0.0	0.0	+/-
2019-84	763	Registered Contractor Licensing	Other Taxes and Fees	*	*	0.1	0.2	(**)	(**)	0.1	0.2
2019-86	827	Engineering Fee Reduction	Other Taxes and Fees	(*)	(*)	(0.1)	(0.5)	0.0	0.0	(0.1)	(0.5)
2019-131	1000	Prohibition of Future Levies	Communication Services Tax/Local Taxes and Fees	0.0	0.0	0.0	0.0	0/(**)	0/(**)	0/(**)	0/(**)
2019-100	1113	Health Insurance Savings Programs (Sections 5 - 7)	Insurance Premium Tax	0.0	(0.4)	0.0	0.0	0.0	0.0	0.0	(0.4)
2019-93	1121	Remaining FIRF Funds to State TF (Section 9)	Other Taxes and Fees	0.0	0.0	*	0.0	0.0	0.0	*	0.0
2019-155	1159	Local Government Fee Prohibition	Local Taxes and Fees	0.0	0.0	0.0	0.0	(0.7)	(0.7)	(0.7)	(0.7)
2019-40	1393	Insurance Agent Probationary Licensing (Section 17)	Other Taxes and Fees	*	*	*	*	*	*	*	*
2019-40	1393	Insurance Agent Temporary Licensing (Section 16)	Other Taxes and Fees	*	*	*	*	0.0	0.0	*	*
2019-40	1393	Unclaimed Property Verification (Section 34)	Unclaimed Property	0.0	0.0	(6.1)	(6.1)	0.0	0.0	(6.1)	(6.1)
2019-54	1666	Redirect of Vessel Registration Fees (Section 5)	Highway Safety Fees	0.0	0.0	1.7	2.0	(1.7)	(2.0)	0.0	0.0
2019-54	1666	Boating Safety Identification Cards (Section 1)	Other Taxes and Fees	+/-	+/-	+/-	+/-	0.0	0.0	+/-	+/-
2019-116	2502	Indigent Criminal Defense Trust Fund (Sections 61 and 62)	Article V Fees	0.0	0.0	0.0	0.0	0.0	0.0	0.0	0.0
2019-116	2502	Florida Nursing Home Program (Section 28)	Other Taxes and Fees	0.0	0.0	0.0	0.0	0.0	0.0	0.0	0.0
2019-141	5401	Liens and Forfeited Properties - DEP (Section 17)	Other Taxes and Fees	0.0	0.0	0.0	0.0	0.0	0.0	0.0	0.0
Vetoed	7067	Telehealth Registration Fees	Other Taxes and Fees	0.0	**	0.0	**	0.0	0.0	**	**
2019-43	7068	Redirect from GR to STTF	Highway Safety Fees	(45.0)	(128.9)	45.0	128.9	0.0	0.0	0.0	0.0

Measures Affecting Revenue and Tax Administration - 2019 Regular Session
Increase/(Decrease) in \$ Millions
FINAL

Chapter Law	BILL #	Issue	Tax	FY 19-20							
				GR		Trust		Local/Other		Total	
				Cash	Recur.	Cash	Recur.	Cash	Recur.	Cash	Recur.
Vetoed	7073	Permit and Inspection Fees	Other Taxes and Fees	0/**	0/**	0/**	0/**	0.0	0.0	0/**	0/**
2019-98	7081	Fingerprint Fees for Court Translators and Mediators (Sections 1 & 2)	Other Taxes and Fees	*	*	*	*	0.0	0.0	*	*
2019-24	7098	Death Benefits	Tuition and Fees	0.0	0.0	0.0	0.0	(*)	(0.1)	(*)	(0.1)
2019-165	7103	Affordable Housing Impact Fee Waivers and Inspection Fees (Sections 5 & 14)	Local Taxes and Fees	0.0	0.0	0.0	0.0	+/-	+/-	+/-	+/-
2019-42	7123	Hurricane Damage TPP Assessments (Section 2)	Ad Valorem	0.0	0.0	0.0	0.0	(0.5)	0.0	(0.5)	0.0
2019-42	7123	Traffic School Discount (Section 9)	Article V Fees	0.0	(0.1)	(0.7)	(1.7)	0.0	0.0	(0.7)	(1.8)
2019-42	7123	Filing Fees (Section 1)	Article V Fees	0.0	(0.1)	0.0	0.1	0.0	0.0	0.0	0.0
2019-42	7123	Marriage Licenses (Section 12)	Article V Fees	(0.7)	(1.7)	0.7	1.7	0.0	0.0	0.0	0.0
2019-42	7123	Interspousal Transfers (Section 4)	Documentary Stamp Tax	(0.1)	(0.1)	(0.2)	(0.2)	0.0	0.0	(0.3)	(0.3)
2019-42	7123	Scholarship Credit Flexibility Scholarship Credits (Section 10)	Insurance Premium Tax	(1.0)	(1.0)	0.0	0.0	0.0	0.0	(1.0)	(1.0)
2019-42	7123	Scholarship Credit Flexibility Penalties (Section 13)	Insurance Premium Tax	(0.1)	(0.1)	0.0	0.0	0.0	0.0	(0.1)	(0.1)
2019-42	7123	Scholarship Credit Flexibility Timing Impact (Section 15)	Insurance Premium Tax	(**)	+/-	0.0	0.0	0.0	0.0	(**)	+/-
2019-42	7123	Pass-Through Providers (Section 15)	Local Taxes and Fees	0.0	0.0	0.0	0.0	(0.3)	(0.3)	(0.3)	(0.3)
2019-42	7123	Agriculture Fencing and Building Materials Damaged by Hurricane Michael - Sales Tax Refund (Sections 20 & 21)	Sales and Use Tax	(0.1)	0.0	(*)	0.0	(*)	0.0	(0.1)	0.0
2019-42	7123	Back to School Sales Tax Holiday (Section 19)	Sales and Use Tax	(31.8)	0.0	(*)	0.0	(9.9)	0.0	(41.7)	0.0
2019-42	7123	Disaster Preparedness Holiday (Section 18)	Sales and Use Tax	(4.4)	0.0	(*)	0.0	(1.1)	0.0	(5.5)	0.0
2019-42	7123	Donations to 501(c)(3)s (Section 6)	Sales and Use Tax	(3.7)	(3.7)	(*)	(*)	(1.2)	(1.2)	(4.9)	(4.9)
2019-42	7123	Motor Fuel Refund (Section 22) - UPDATED 06/20/2019	Motor Fuel Tax	0.0	0.0	(0.3)	0.0	(0.1)	0.0	(0.4)	0.0
2019-42	7123	Rate Reduction on Commercial Rent (Section 5)	Sales and Use Tax	(27.4)	(57.1)	(*)	(*)	(3.5)	(7.4)	(30.9)	(64.5)
2019-167	7125	Driver License Reinstatement Days (Section 9)	Highway Safety Fees	+/-	+/-	+/-	+/-	+/-	+/-	+/-	+/-
2019-167	7125	Driver License Reinstatements (Sections 6, 7, 19, 20, 23, 36, and 43)	Highway Safety Fees	(*)	(*)	(*)	(*)	(*)	(*)	(*)	(*)
2019-167	7125	Sealing Criminal Records - \$75 Fee (Section 52)	Other Taxes and Fees	(**)	(**)	(**)	(**)	0.0	0.0	(**)	(**)
2019-167	7125	Penalty Thresholds (Section 1)	Sales and Use Tax	0.0	0.0	0.0	0.0	0.0	0.0	0.0	0.0
2019-168	7127	Piggyback Bill - Decouple GILTI (Retro), Extend Rate Mechanism and Refunds Two Years (See Reference #1 below)	Corporate Income Tax	(**)	(**)	0.0	0.0	0.0	0.0	(**)	(**)
TOTAL				(111.6)	(195.3)	40.4	126.1	(25.5)	(18.0)	(96.7)	(87.2)
VETOES				0/**	**	0/**	**	0.0	0.0	**	**
TOTAL LESS VETOES				(111.6)	(195.3)	40.4	126.1	(25.5)	(18.0)	(96.7)	(87.2)

Notes:

The symbols used in this document have the following meanings:

- * Insignificant positive (less than \$50,000)
- (*) Insignificant negative (less than \$50,000)
- ** Indeterminate positive
- (**) Indeterminate negative
- 0/* Insignificant positive or zero
- 0/(*) Insignificant negative or zero
- 0/** Indeterminate positive or zero
- 0/(**) Indeterminate negative or zero
- +/- Indeterminate positive or negative
- +/- ins. Insignificant positive or negative

References:

(1) - The Revenue Estimating Conference has identified that as much as \$340 million of Corporate Income Tax receipts on a recurring basis is attributable to the Federal Tax Cuts and Jobs Act. Provisions relating to GILTI represents a substantial share of that amount. The exclusion of GILTI as a result of this bill will likely cause downward revisions to the future CIT forecasts that support the General Revenue Fund. In addition, the ability for the GILTI decoupling to apply retroactively produces a multi-year impact in FY 2019-20 from those prior year reversals. Finally, the tax rate cut mechanism introduces additional uncertainty regarding the net effect of the bill. The Conference adopted a negative indeterminate impact.

2019 REGULAR LEGISLATIVE SESSION - SUPPLEMENTAL APPROPRIATIONS

			General Revenue		Trust Fund		
Bill Number	Chapter Law	Summary	Recurring	Nonrecurring	Recurring	Nonrecurring	Total All Funds
FY 2018-2019							
SB 182	2019-001	Medical Use of Marijuana				391,333	391,333
HB 7123	2019-042	Taxation		237,000			237,000
TOTAL FY 2018-2019			0	237,000	0	391,333	628,333
FY 2019-2020							
SB 182	2019-001	Medical Use of Marijuana	1,500,000		705,331		2,205,331
SB 1552	2019-114	Florida Red Tide Mitigation and Technology Development Initiative	3,000,000				3,000,000
SB 796	2019-158	Public Utility Storm Protection Plans			261,270	15,020	276,290
HB 23	2019-137	Telehealth			261,389	15,020	276,409
HB 851	2019-152	Human Trafficking		250,000			250,000
HB 7123	2019-042	Taxation		91,319			91,319
HB 7125	2019-167	Administration of Justice		250,000			250,000
HB 7127	2019-168	Corporate Income Tax		120,000			120,000
TOTAL FY 2019-2020			4,500,000	711,319	1,227,990	30,040	6,469,349
GRAND TOTAL			4,500,000	948,319	1,227,990	421,373	7,097,682

**TRUTH IN BONDING STATEMENT
IN SUPPORT OF THE 2019-20 GENERAL APPROPRIATIONS ACT**

Turnpike Revenue Bonds

The State of Florida has authorized \$140.89 million of new debt or obligation for Florida Turnpike construction projects in accordance with s. 338.227, F.S., beginning in Fiscal Year 2019-20. The debt or obligation is expected to be repaid over a period of 30 years. At a forecasted interest rate of 5.0%, the total interest paid over the life of the bonds will be \$133.74 million.

From prior authorizations, the Department of Transportation also plans to issue approximately \$269.12 million of debt or obligation.

Right-of-Way Bonds

The State of Florida has authorized \$142.85 million of new debt or obligation for Advanced Right-of-Way Acquisition and Bridge Construction projects in accordance with s. 215.605, F.S., beginning in Fiscal Year 2019-20. The debt or obligation is expected to be repaid over a period of 30 years. At a forecasted interest rate of 5.0%, the total interest paid over the life of the bonds will be \$136.10 million.

From prior authorizations, the Department of Transportation also plans to issue approximately \$260.65 million of debt or obligation.

Transportation Financing Corporation

The State of Florida has authorized \$162.94 million of new debt or obligation for a construction project in accordance with s. 339.0809, F.S., beginning in Fiscal Year 2019-20. The debt or obligation is expected to be repaid over a period of 14 years. At a forecasted interest rate of 5.0%, the total interest paid over the life of the bonds will be \$154.80 million.

From prior authorizations, the Department of Transportation also plans to issue approximately \$26.97 million of additional debt or obligation.

GARVEE Bonds

The State of Florida has authorized \$224.50 million of new debt or obligation for construction, reconstruction, and improvement of projects that are eligible to receive federal-aid highway funds in accordance with s. 215.616, F.S., beginning in Fiscal Year 2019-20. The debt or obligation is expected to be repaid over a period of 12 years. At a forecasted interest rate of 5.0%, the total interest paid over the life of the bonds will be \$79.46 million.

SUMMARY OF OUTSTANDING STATE DEBT

As reported by the Division of Bond Finance in the State of Florida 2018 Debt Report released in December 2018, total State direct debt outstanding as of June 30, 2018, was \$21 billion. Of this amount, net tax-supported debt for programs supported by state tax revenues or tax-like revenues totaled \$17.5 billion while self-supporting debt, representing debt secured by revenues generated from operating bond-financed facilities, totaled \$3.5 billion.